



LRPB Raider

Tough, Flexible & APH

WHEAT

LRPB Raider – Tough, Flexible & APH

- LRPB Lancer x LRPB Reliant cross made to reduce LRPB Reliant's plant height and improve disease profile
- Slow Spring maturity for Mid April to Early May planting across a range of environments
- 10% yield increase over Sunmax and 7% over LRPB Lancer in Nth Early Season NVT MET Analysis
- 2% yield increase over LRPB Reliant in Nth Main Season NVT MET Analysis
- LRPB Raider has a premium quality profile similar to its Lancer parent
 - APH Classification in NSW and QLD
 - Classification for SA/Vic expected late 2021



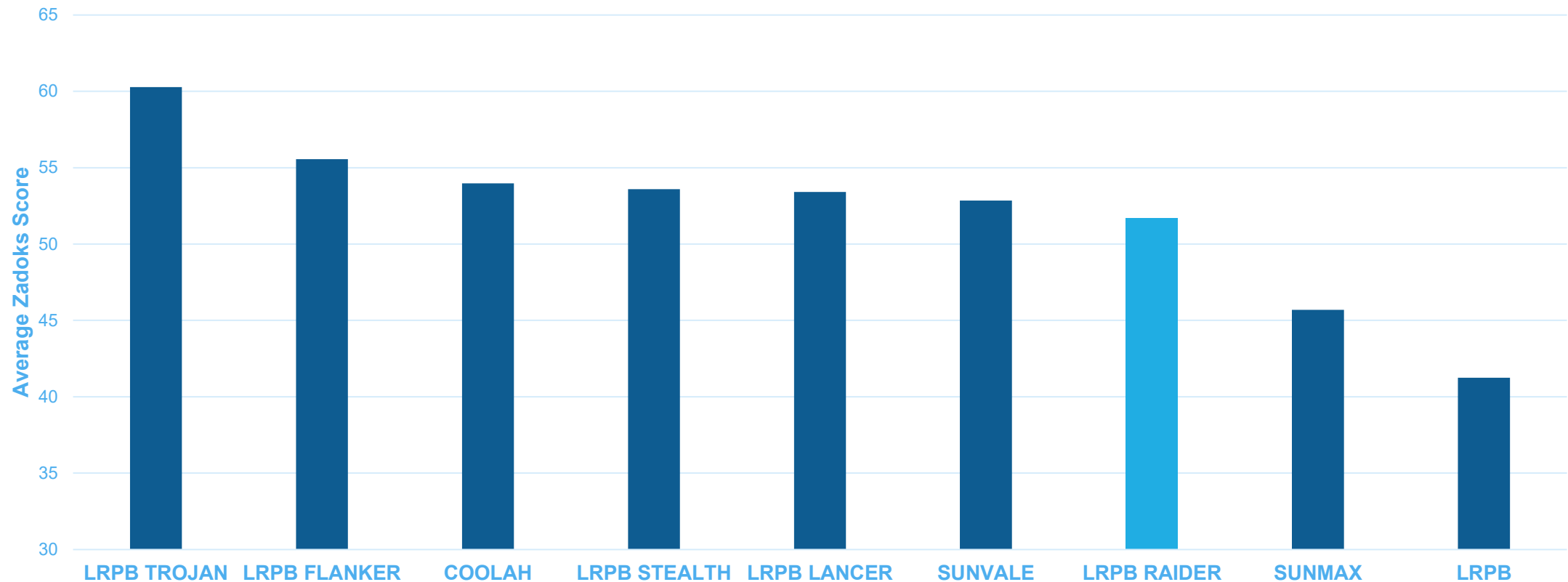
LRPB Raider - Agronomy

- LRPB Raider has combined key agronomic traits from both its parents
 - A shorter, high tillering LRPB Reliant plant style with increased maturity flexibility
 - LRPB Lancer's tillering and trusted disease package
- The bottom line is a flexible maturing, Slow Spring variety with high yields, well suited to production systems across NSW & QLD



LRPB Raider – Slow Spring Wheat

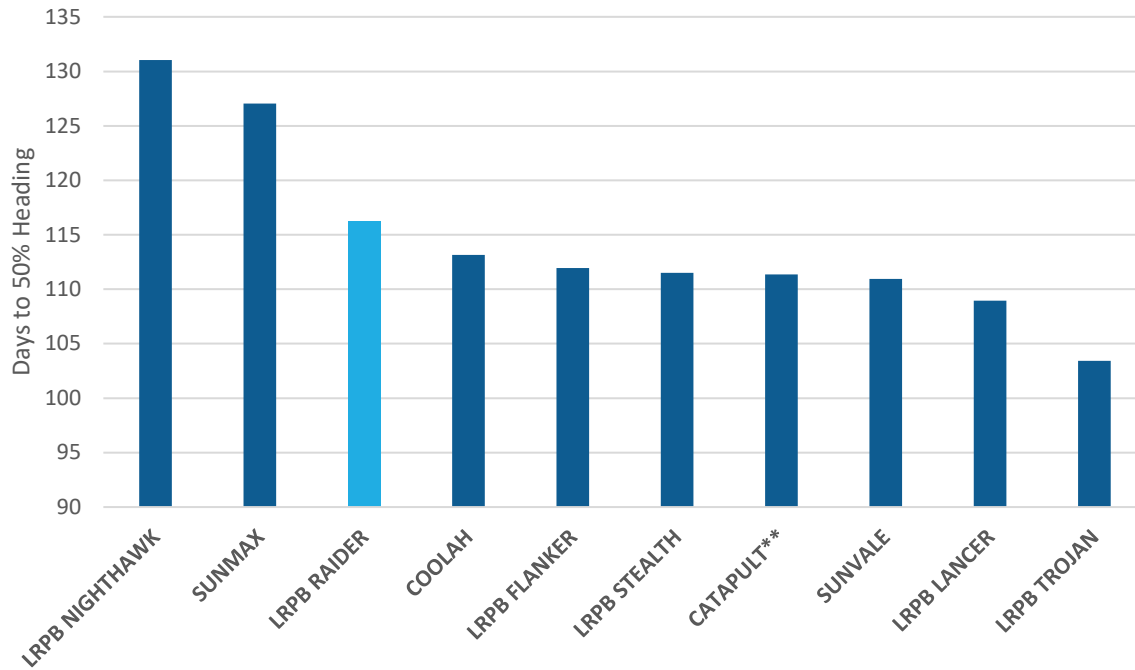
Average Zadoks Scores LRPB Early Season Trials 2018-2020



Quicker Maturity ----- Slower Maturity

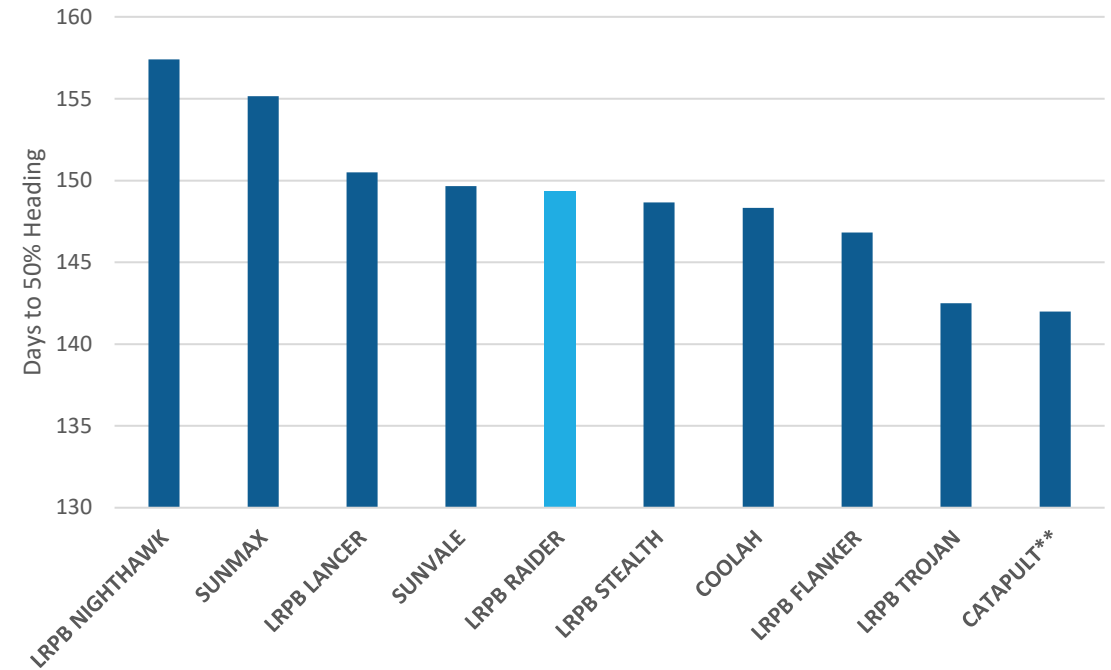
LRPB Raider – Slow Spring Wheat

Average Days to 50% Heading LRPB Nth NSW Early Season Trials 2018-2020



** Only included in Trials 2020

Average Days to 50% Heading LRPB Sth NSW Early Season Trials 2018-2020

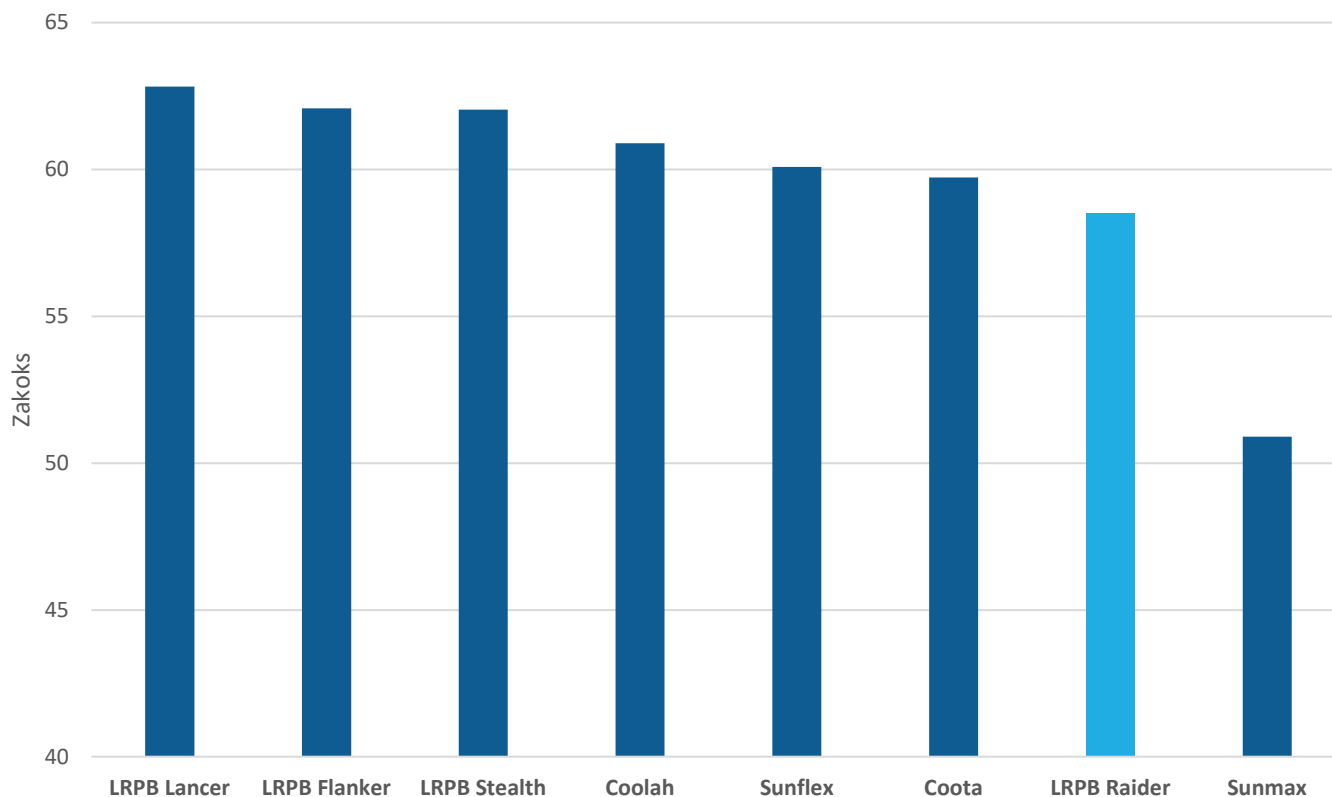


** Only included in Trials 2020

LRPB Phenology Data shows LRPB Raider can speed up its maturity in the cooler environments of Southern NSW relative to varieties with known low vernalization and high photoperiod maturity holds (i.e Sunmax). This is a leading indicator of a positive vernalization response (i.e Speeds up maturity in cooler environments) and indicates the possibility of a wider sowing window within and across production zones. Further phenotypical studies will be required to quantify this trait.

Phenology - Northern NSW/QLD Early Season NVT Trials

Average Zadoks Score 2020 Early Season NVT Northern Classification Zone

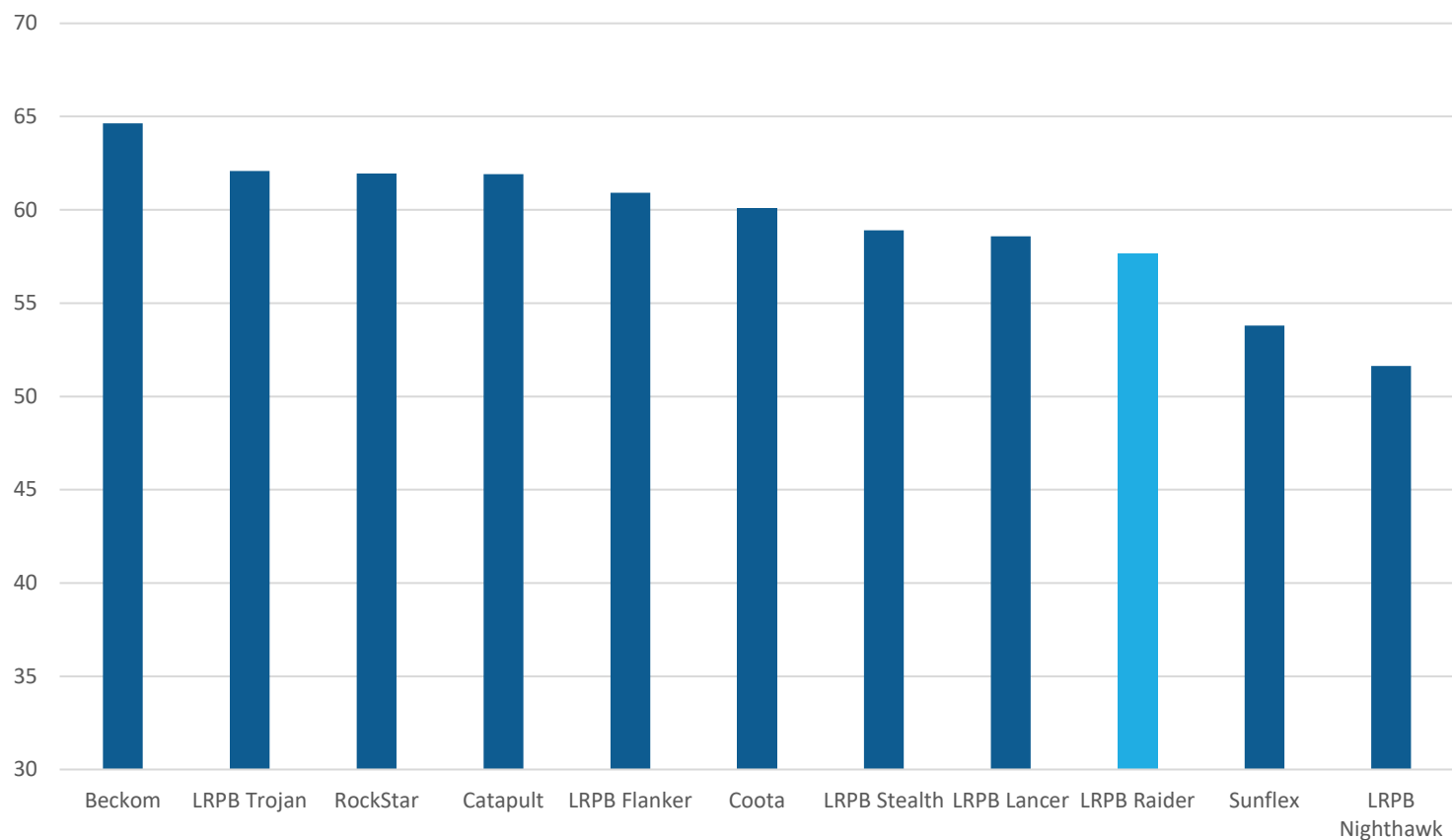


Maturity Classification - Northern	
Variety	Maturity
LRPB Reliant	Mid Spring
LRPB Flanker	Mid Spring
EGA Gregory	Mid Spring
Coolah	Mid Spring
LRPB Lancer	Mid-Slow Spring
LRPB Stealth	Mid-Slow Spring
Coota	Slow Spring
Sunflex	Slow Spring
LRPB Raider	Slow Spring
Sunmax	Slow-V.Slow Spring

Classification Interpreted from combined LRPB (2018-20) and NVT (2020) Zadoks scoring


Phenology - Southern NSW Early Season NVT Trials

Average Zadoks Score Sth NSW Early Season NVT 2020



Maturity Classification - Sth NSW	
Variety	Maturity
Beckom	Quick - Mid Spring
LRPB Trojan	Mid Spring
RockStar	Mid Spring
Catapult	Mid Spring
LRPB Flanker	Mid - Slow Spring
Coolah	Mid - Slow Spring
Coota	Mid - Slow Spring
LRPB Stealth	Slow Spring
LRPB Lancer	Slow Spring
LRPB Raider	Slow Spring
Sunflex	Slow - Very Slow Spring
LRPB Nighthawk	Very Slow Spring
Classification Interpreted from combined LRPB (2018-20) and NVT (2020) Zadoks scoring	

Yield Analysis



LRPB Early Season MET Predicted Yield Analysis

LRPB Eastern Region (NSW/QLD) MET Predicted Yield Cluster Analysis 2017-2020							
Variety	Maximum Classification within Testing Zone	Maturity Classification*	C1 - Stored Soil Moisture/Low In Crop Rainfall	C2 - Planted prior 1st May	C3 - High Yield	C4 - Grenfell 2020 Rust + Lodging	Average Across all Trials
LRPB TROJAN	APW	Mid Spring	117	111	106	74	108.6
LRPB RAIDER	APH	Slow Spring	113	110	101	108	108.5
COOLAH	APH	Mid-Slow Spring	101	111	104	113	106.8
LRPB STEALTH	APH	Mid-Slow Spring	114	102	96	102	104.2
LRPB LANCER	APH	Mid-Slow Spring	107	103	99	110	103.8
SUNMAX	APH	Slow-V.Slow Spring	99	98	89	104	96.9
LRPB NIGHTHAWK	APH	Very Slow Spring	63	101	101	129	92.0
LRPB FLANKER	APH	Mid Spring	95	88	93	74	90.0
LRPB KITTYHAWK	APH	Mid Winter	76	87	98	110	88.3
ILLABO	APH	Mid Winter	53	87	101	125	83.5
Average Predicted Yield (t/ha)			2.63	3.00	6.49	5.87	3.42
Number of Trials in Analysis			9	11	3	1	24

* Based on Australian Crop Breeders Proposed Maturity Classification System

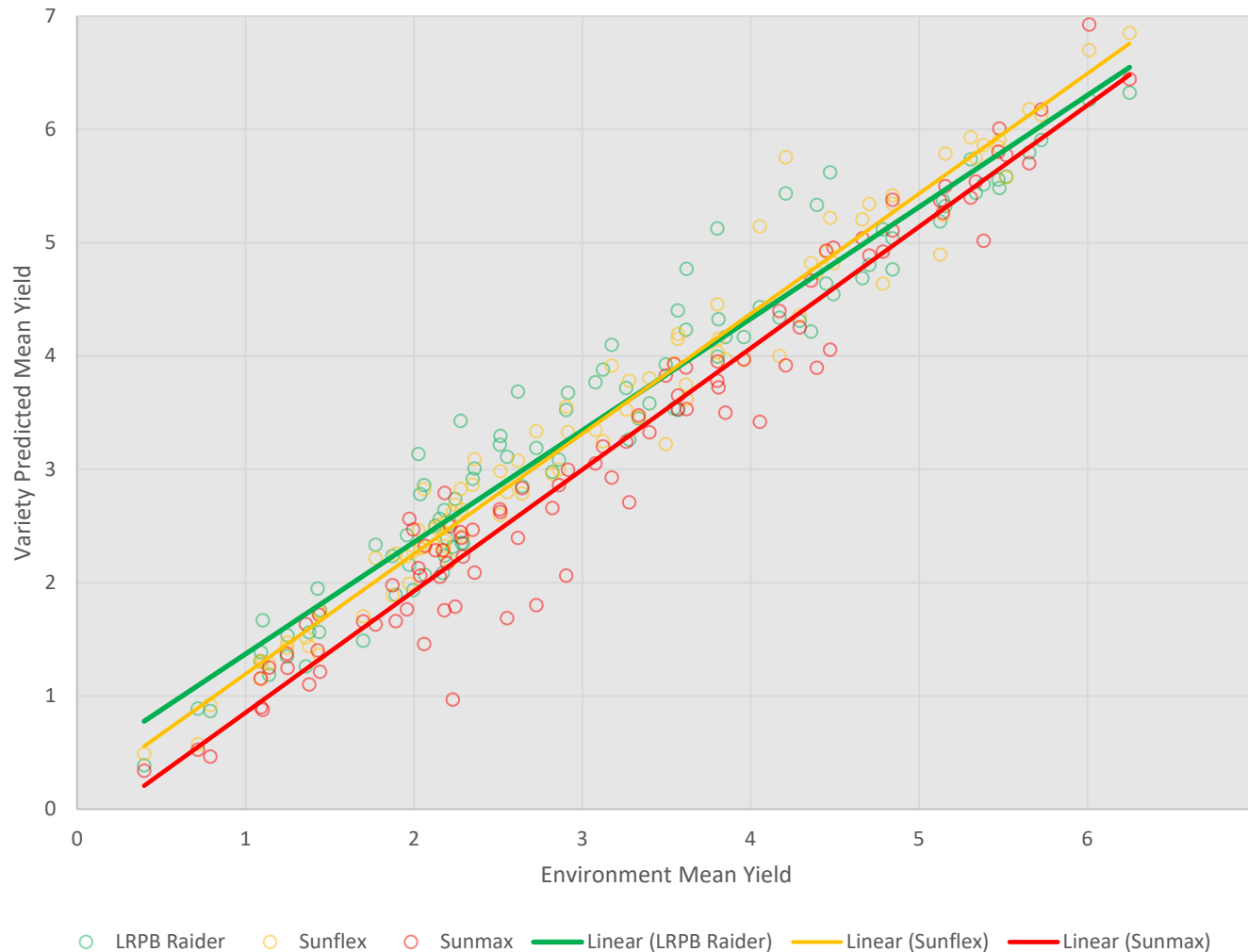
NVT Northern Early Season MET Predicted Yield

NVT Northern Early Season MET Analysis 2016-2020 (Percent Mean Yield) Selected APH Varieties							
Variety	Maturity*	All Nth Regions	CQ	SWQ	SEQ	NE	NW
LRPB Raider	Slow Spring	111	121	113	110	106	108
Coolah	Mid Spring	111	123	111	109	106	108
Sunflex	Slow Spring	110	121	111	109	106	107
LRPB Flanker	Mid Spring	108	121	108	104	104	105
LRPB Reliant	Mid Spring	108	117	108	105	104	105
LRPB Stealth	Mid-Slow Spring	107	118	107	104	103	105
EGA Gregory	Mid Spring	105	113	105	102	101	102
LRPB Lancer	Mid-Slow Spring	103	111	101	98	102	103
Sunmax	Slow-V.Slow Spring	100	88	104	110	102	101
Average Predicted Yield t/ha		3.12	2.83	2.79	3.38	3.69	3.17
Trial included in Analysis		94	19	24	8	18	25

*Maturity rating based on phenological data reported in 2020 NVT trials within the Northern Zone

NVT Northern Early Season MET Predicted Yield – Yield Regression

Yield Regression NVT Northern Early Season MET Analysis 2016-2020



LRPB Raider is showing increased yields across all yield environments against Sunmax which is the current leader in the Slow Spring APH marketplace, and highly competitive with the latest competitor release.

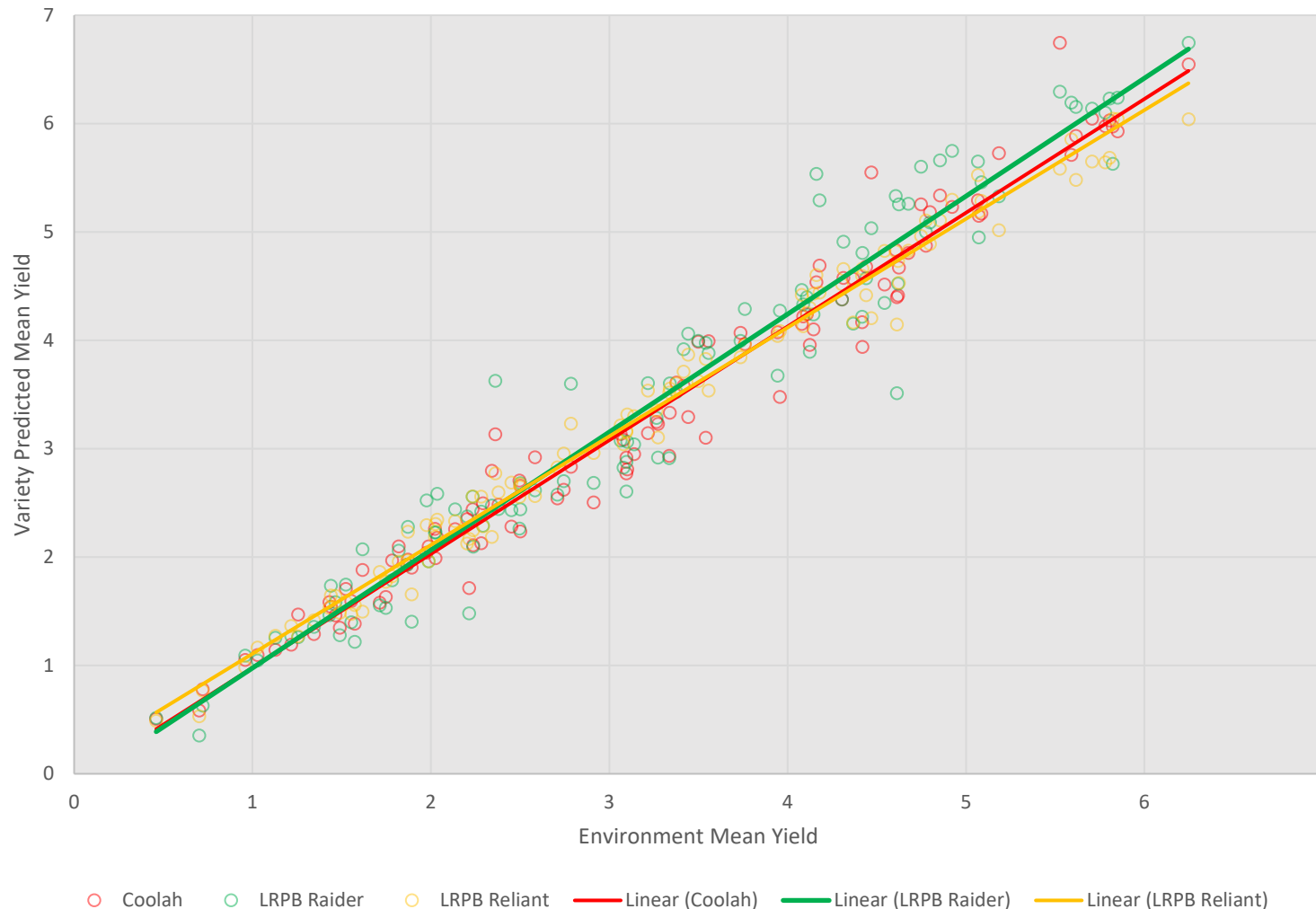
NVT Northern Main Season MET Predicted Yield

NVT Northern Main Season MET Analysis 2016-2020 (Percent Mean Yield) Selected APH Varieties							
Variety	Maturity*	All Nth Regions	CQ	SWQ	SEQ	NE	NW
LRPB Hellfire	Quick-Mid Spring	106	105	107	104	105	106
LRPB Raider	Slow Spring	105	104	112	102	103	104
LRPB Reliant	Mid Spring	104	102	107	102	103	103
Coolah	Mid Spring	103	99	103	101	104	104
Suntop	Mid Spring	102	101	105	103	102	102
LRPB Flanker	Mid Spring	102	103	103	100	102	102
Sunchaser	Mid Spring	102	100	102	102	102	102
LRPB Mustang	Quick Spring	101	97	102	100	101	102
EGA Gregory	Mid Spring	99	98	100	97	100	99
LRPB Spitfire	Quick -Mid Spring	93	95	92	97	93	93
Average Predicted Yield t/ha		3.22	3.14	2.77	3.38	3.69	3.34
Trials Included in Analysis		107	22	28	8	22	27

*Maturity rating based on phenological data reported in 2020 NVT trials within the Northern Zone

NVT Northern Main Season MET Predicted Yield - Yield Regression

Yield Regression Northern Mains Season NVT MET Analysis 2016-2020



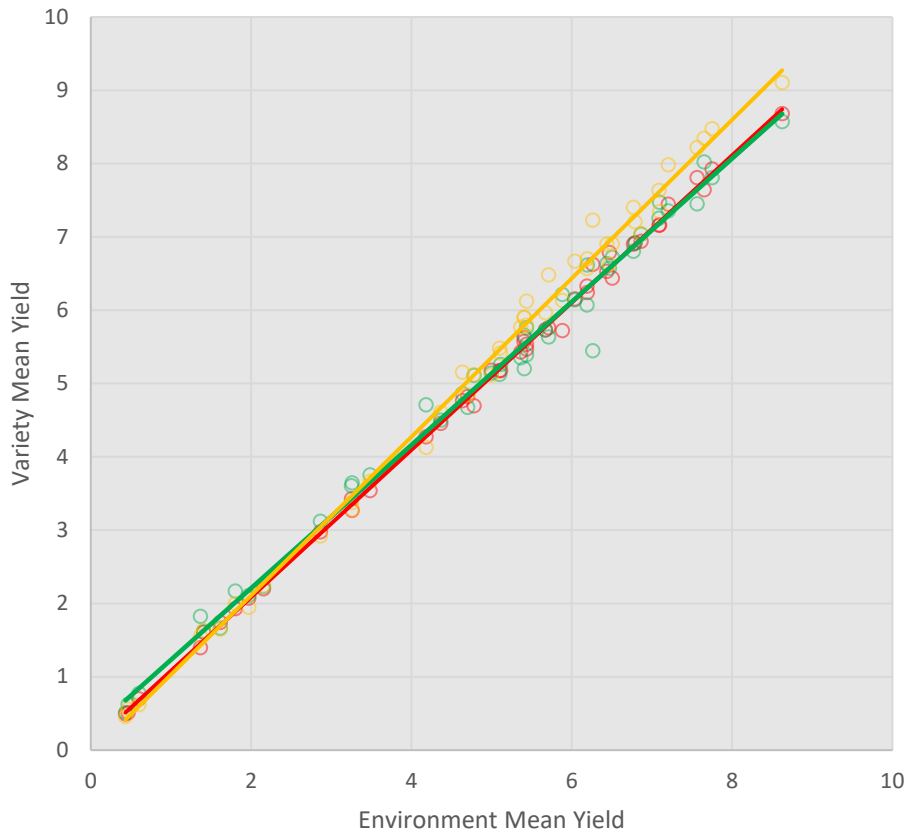
LRPB Raider is showing increased yields across all yield environments against Coolah and at the same time is showing improved yield performance over its LRPB Reliant Parent in >2.5t/ha environments in sowing windows not ideal for its maturity.

NVT Sth NSW Early Season MET Predicted Yield

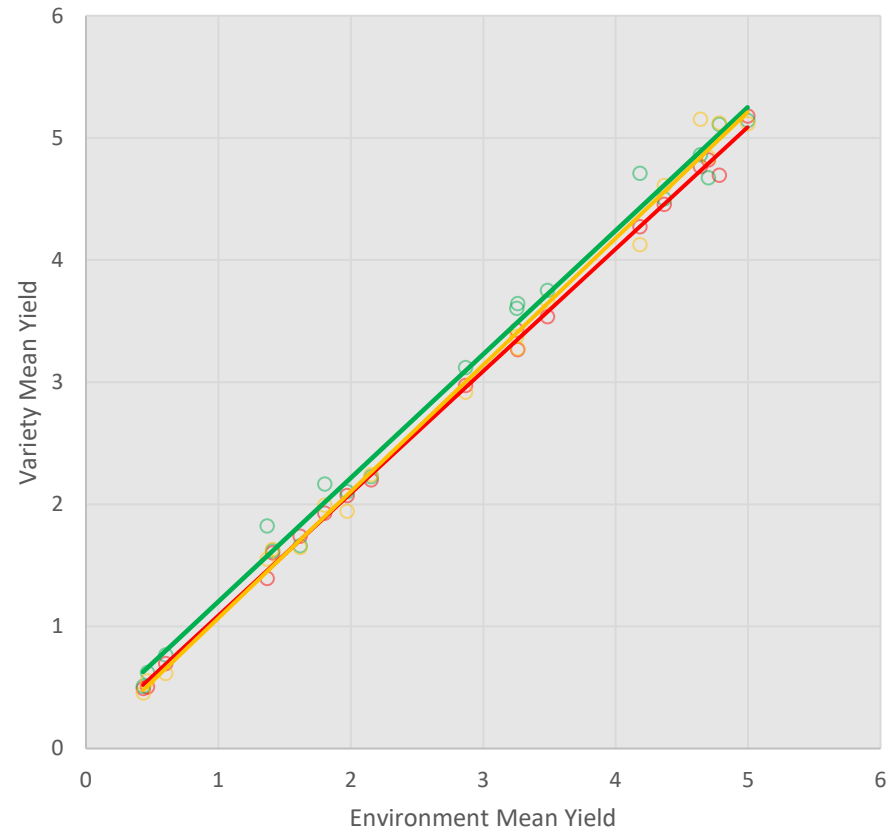
NVT Southern NSW Early Season MET Analysis 2016-2020 Selected Varieties					
Variety	Maturity Classification	Quality	All Sth NSW	SE NSW	SW NSW
Sunflex	Slow - V. Slow Spring	AH	107	107	107
Coota	Mid - Slow Spring	APH	106	105	106
Beckom	Quick - Mid Spring	AH	106	106	106
LRPB Trojan	Mid Spring	APW	105	105	106
LRPB Raider	Slow Spring	APH	103	102	103
Coolah	Mid - Slow Spring	APH	102	102	102
LRPB Stealth	Slow Spring	APH	102	101	102
LRPB Nighthawk	Very Slow Spring	AH	100	102	100
LRPB Lancer	Slow Spring	APH	99	98	100
LRPB Flanker	Mid - Slow Spring	APH	95	94	95
EGA Gregory	Mid - Slow Spring	APH	92	91	92
Average Predicted Yield t/ha			4.88	4.56	5.15
Trial included in Analysis			46	21	25
*Maturity rating based on phenological data reported in 2020 NVT trials within Sth NSW					

NVT Sth NSW Early Season MET Predicted Yield

Yield Regression Sth NSW Early Season NVT MET
Analysis 2016-2020 (All Environments)



Yield Regression Sth NSW Early Season NVT MET
Analysis 2016-2020 (<5t/ha Environments)



Analysis of the NVT MET data reveals LRPB Raider a distinct yield advantage over competitor varieties (similar classification and maturity) in <5t/ha yield environments in Sth NSW

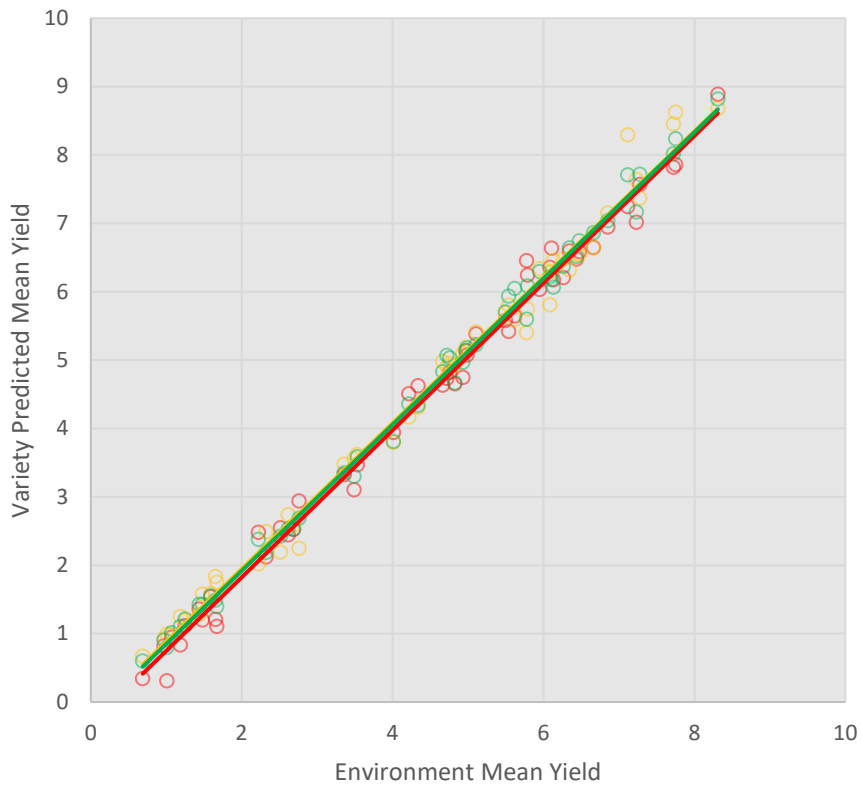
NVT Sth NSW Main Season MET Predicted Yield

NVT Southern NSW Main Season MET Analysis 2016-2020 Selected Varieties					
Variety	Maturity Classification	Quality	All Sth NSW	SE NSW	SW NSW
Scepter	Quick - Mid Spring	AH	109	111	108
Sunmaster	Mid Spring	APH	109	109	109
Beckom	Quick - Mid Spring	AH	109	110	108
LRPB Trojan	Quick - Mid Spring	APW	105	105	105
Coota	Mid Spring	APH	102	100	104
LRPB Raider	Mid-Slow Spring	APH	102	101	102
Coolah	Mid-Slow Spring	APH	100	101	100
LRPB Mustang	Quick Spring	APH	100	100	99
LRPB Flanker	Mid-Slow Spring	APH	97	99	96
LRPB Hellfire	Quick Spring	APH	96	94	97
EGA Gregory	Mid-Slow Spring	APH	94	96	93
Average Predicted Yield t/ha			4.38	4.25	4.48
Trials Included in Analysis			52	22	30
*Maturity rating based on phenological data reported in 2020 NVT trials within Sth NSW					

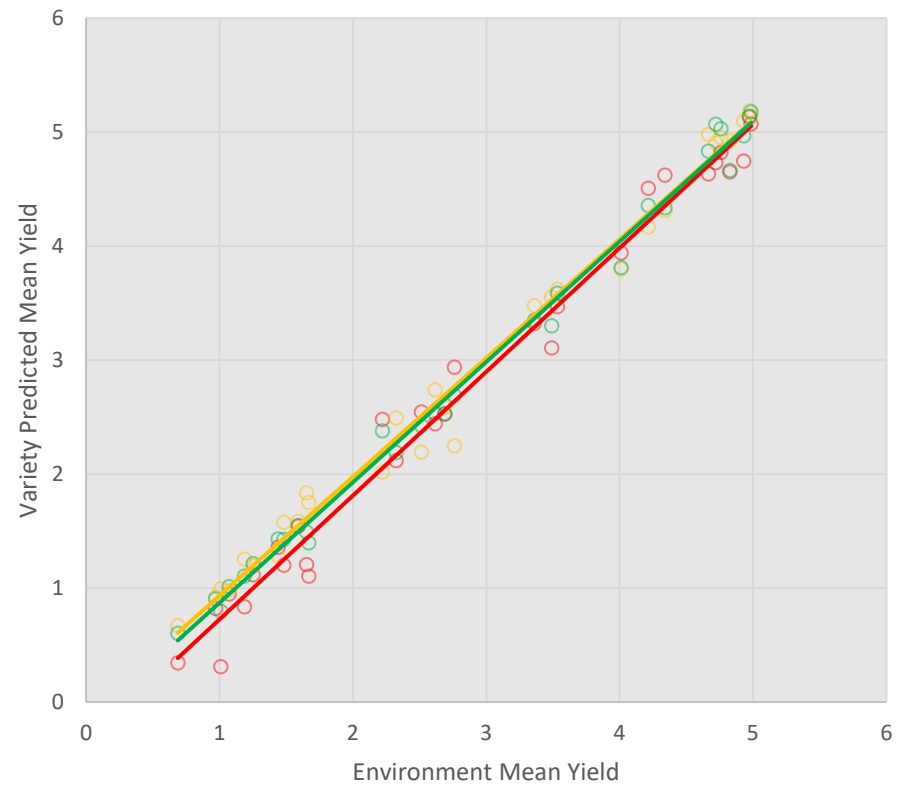
Note: Phenology Data taken from Main Season NVT trials in 2020 show LRPB Raider speeds up its maturity and would be considered a Mid-Slow Spring type based on this data

NVT Sth NSW Main Season MET Predicted Yield

Yield Regression Sth NSW Main Season NVT MET Analysis 2016-2020 (All Environments)



Yield Regression Sth NSW Main Season NVT MET Analysis 2016-2020 (<5t/ha Environments)



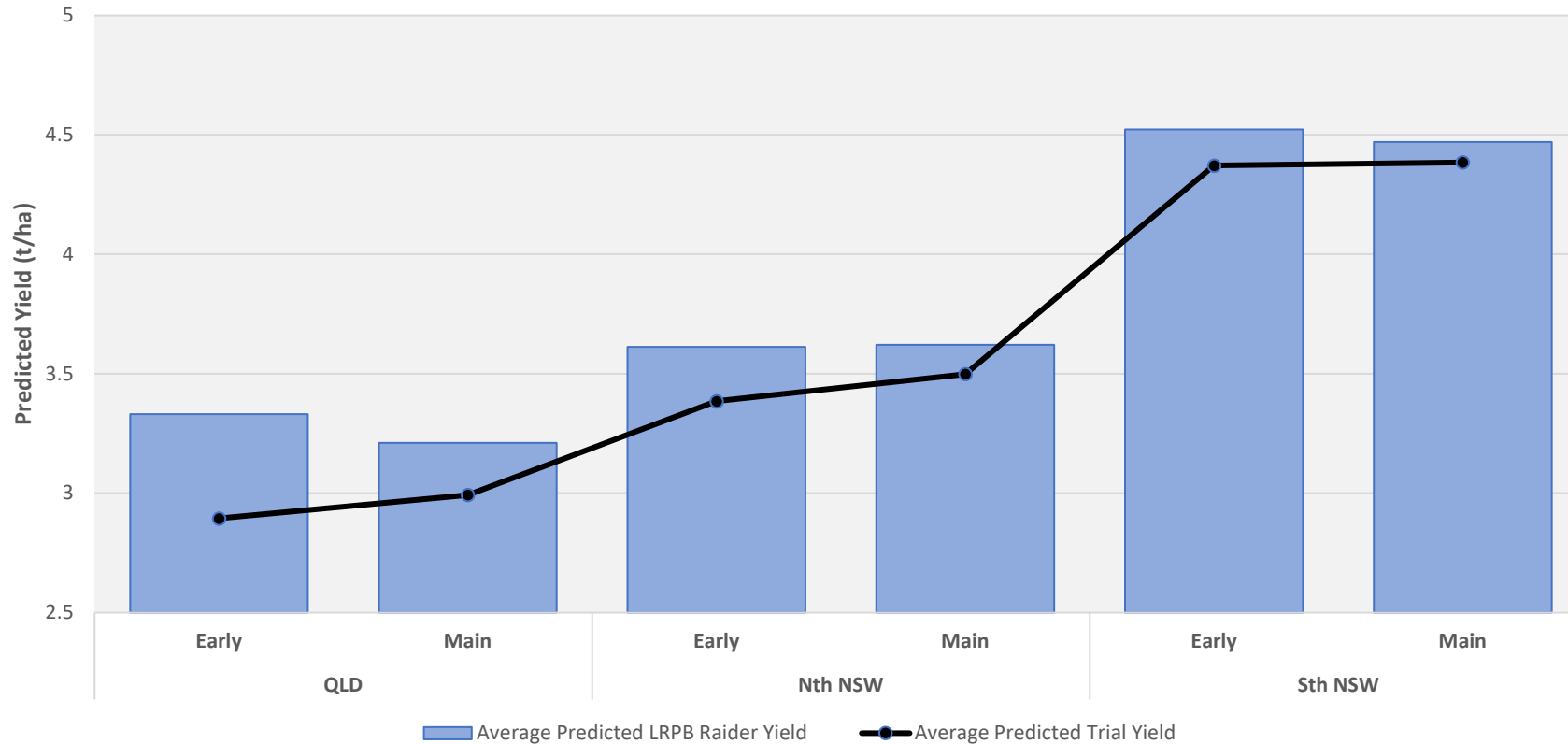
Analysis of the NVT MET data show LRPB Raider to be higher yielding than Coolah and highly competitive against Coota (latest APH release with similar maturity) in Main Season trials

○ Coolah ○ Coota ○ LRPB Raider
— Linear (Coolah) — Linear (Coota) — Linear (LRPB Raider)

○ Coolah ○ Coota ○ LRPB Raider
— Linear (Coolah) — Linear (Coota) — Linear (LRPB Raider)

NVT MET Analysis Performance Summary

LRPB Raider Predicted Yield Performance Across Early and Main Season NVT Trials
(NVT Early and Main Season MET Analysis 2016-2020)



LRPB Raider has shown competitive yield performance across both Early and Main Season NVT Trials throughout NSW and QLD and is consistently out-yielding competitor main season APH varieties even when planted outside its optimal sowing window

Disease Profile – Robust and Reliable

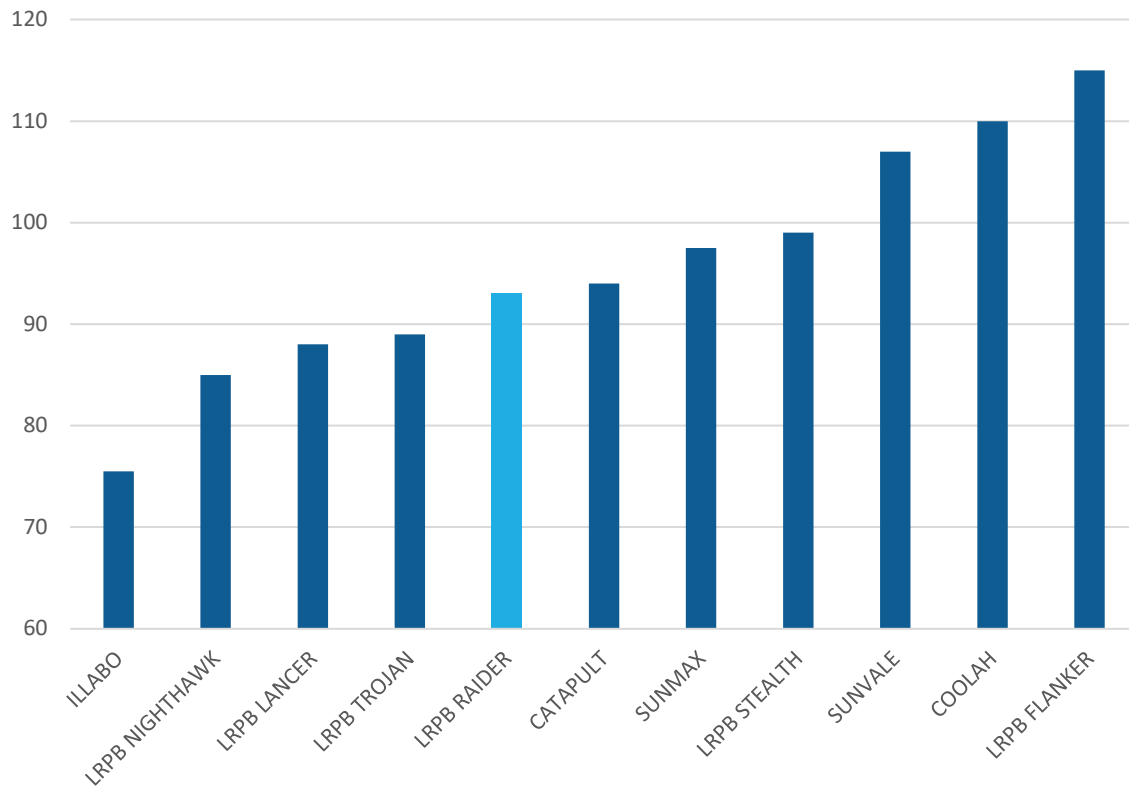
Variety	Leaf Rust	Stem Rust	Stripe Rust East	Stripe Rust Yr13417+	Stripe Rust Yr198	Stripe Rust Y_239	Yellow Leaf Spot	Crown Rot	Prat.neglectus resistance	Prat. Neglectus tolerance	Prat.Thornei resistance	Prat.Thornei tolerance	Septoria Tritici Blotch	CCN	Black Point
Beckom	MSS	MRMS	MRMS	MRMS	MR	MR	MSS	S	S	MT-MI	MSS	T-MT	SVS	R	MRMS
Catapult	S	MR	S	MR	MRMS	S	MRMS	MSS	S	MI	MS	MT	MSS	R	MSS
Coolah	RMR	MR	MRMS	RMR	RMR	RMR	MSS	MSS	S	MT	MS	MT	MSS	S	S
Coota	MS	RMR	MS	MS	MR	MS	MSS	MSS	MR	MI	MS	MT	S	MR	MR (P)
EGA Gregory	RMR#	MR	MR	MR	MR	MR	S	S	S	MT-MI	MSS	MT	MSS	S	MSS
LRPB Flanker	RMR#	RMR	MR	RMR	MR	MR	MS	MSS	S	MT	MSS	MT	MSS	S	MS
LRPB Nighthawk	MSS	RMR	MRMS	MR	MRMS	MR	MS	MSS	MSS	I-VI	MS	MI-I	MS	MS	MS
LRPB Raider	R#	R	RMR	RMR	RMR	RMR	MSS	MSp*	MS	-	MS	MT	MSS	S (P)	MSSp
LRPB Stealth	RMR#	R	RMR	RMR	RMR	RMR	MS	MRMSp*	MSS	MI	S	MT-MI	MS	S	RMR (P)
LRPB Trojan	MR#	MRMS	SVS	MR	SVS	MRMS (P)	MSS	MS	MSS	MT	MSS	MI	MSS	MS	MS
RockStar	S	MR	S	MRMS	MR	S	MRMS	S	MRMS	MI-I	MS	MI	S	MSS	MSS
Scepter	MSS	MRMS	MSS	MSS	MR	MRMS	MRMS	MSS	S	MT-MI	MSS	MT	S	MRMS	MS
Sunchaser	R	MR	RMR	RMR	RMR	RMR	MS	MSS	MSS	MT-MI	MSS	MT	MSS	MSS	MRMS
Sunflex	RMR/S (P)	MR	-	RMR (P)	RMR (P)	RMR (P)	MS	MSS (P)	S	MT-MI	MSS	MI	MSS	MS	MSS
Sunmaster	RMR#	MS	MRMS	MRMS	MR	MR	MSS	MSS	MRMS	MT-MI	MS	T-MT	S	MSS	RMR (P)
Sunmax	MS	MRMS	RMR	RMR	RMR	RMR	MS	MSS	S	MT-MI	MS	MI	MSS	MRMS	MRMS
Vixen	SVS	MRMS	S	MS	MR	S	MRMS	S	MRMS	MT	MS	MI-I	S	MSS	MSS

Resistance ratings: VS=Very Susceptible, S=Susceptible, MS=Moderately Susceptible, MR=Moderately Resistant, R=Resistant. Tol Rating - T=Tolerant, MT=Moderately Tolerant, MI=Moderately Intolerant, I=Intolerant, VI=Very Intolerant

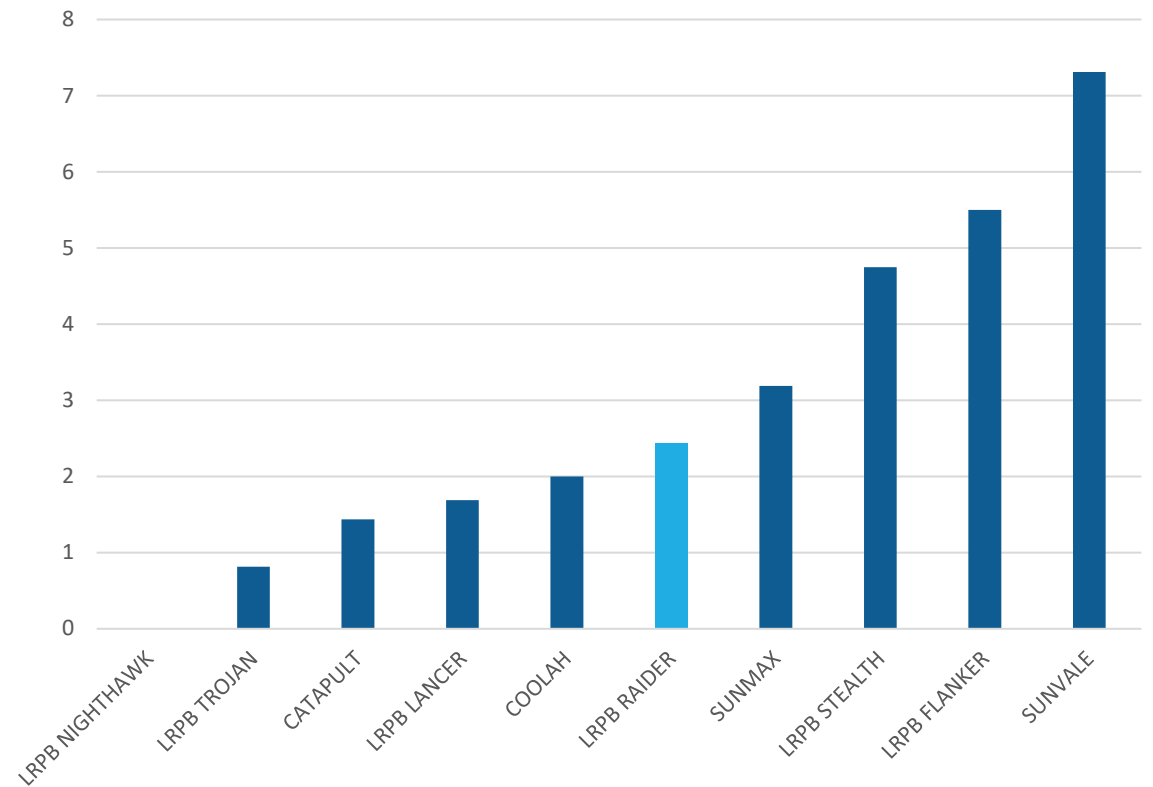
Varieties with # indicate susceptibility to pathotype variant. Ratings with * Indicate data sourced from LRPB Disease Nurseries results. Data sourced via NVT (www.nvtonline.com.au) and LRPB Disease Screening Results Feb 2022. p=Preliminary Data

Plant Height and Lodging

Average Measured Plant Height (cm) LRPB Early Season Trials 2020 (6 Trials)



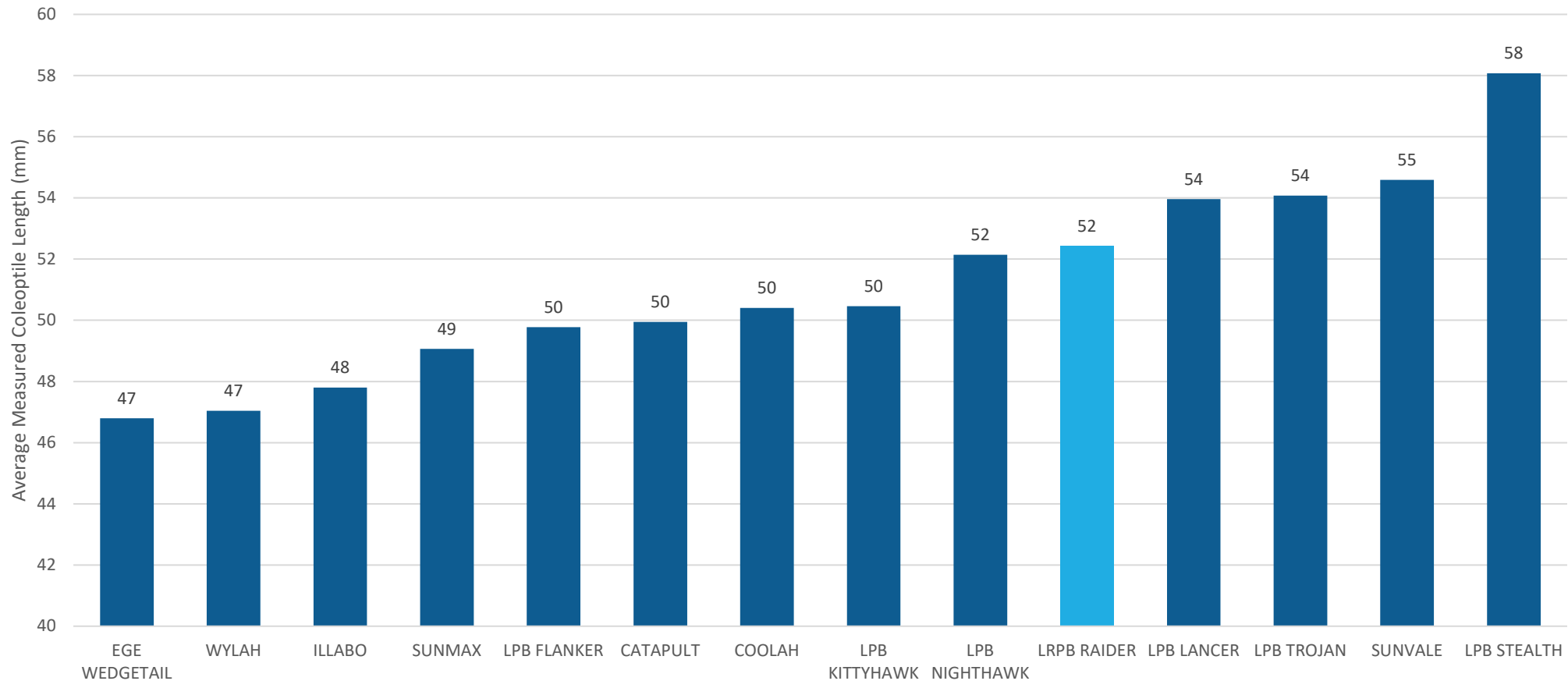
Average Assessed Lodging (0-9) LRPB Early Season Trials 2020 (4 Trials)



LRPB Raider has shown moderate plant height combined with good standability during the high yielding year of 2020

Coleoptile Length

LRPB 2020/21 Coleoptile Length Screen (30 rep)



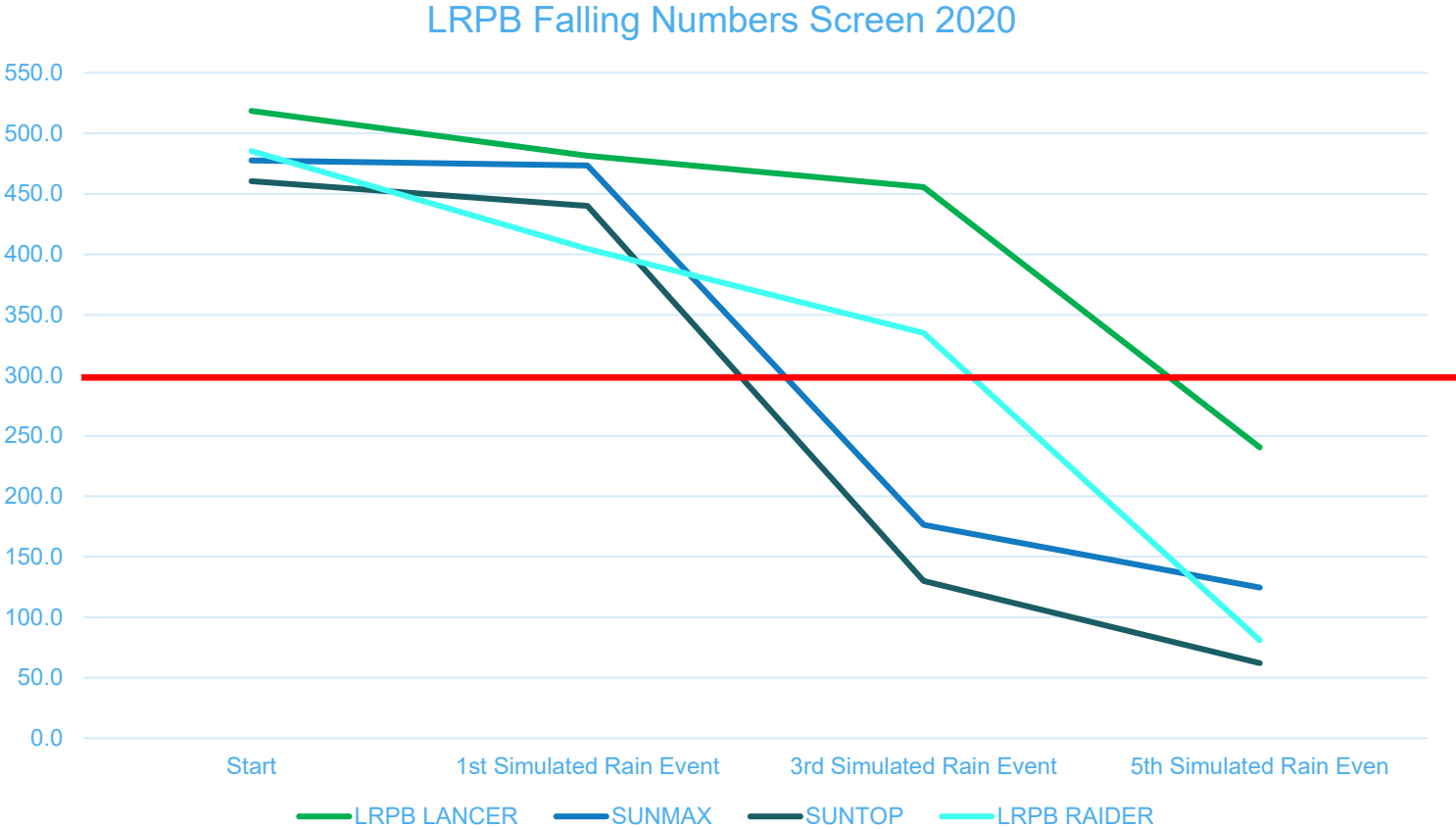
LRPB Boron, Acid, and Aluminium Screening 2020/21

Variety	Boron RRL (%)	Acid (ph 4.2) RRL (%)	Acid + Alumium RRL (%)
BECKOM	54	104	78
COOLAH	33	87	25
DS BENNET	29	83	32
EGA WEDGETAIL	29	89	80
ILLABO	31	94	36
LRPB FLANKER	26	92	19
LRPB HELLFIRE	34	89	51
LRPB KITTYHAWK	30	80	32
LRPB LANCER	32	93	24
LRPB MUSTANG	32	68	36
LRPB NIGHTHAWK	38	87	25
LRPB RAIDER	19	83	21
LRPB RELIANT	43	86	27
LRPB SPITFIRE	34	90	76
LRPB STEALTH	22	89	18
LRPB TROJAN	56	105	28
SCEPTER	51	97	77
SUNCHASER	21	101	33
SUNMAX	34	105	53
SUNTOP	40	104	30
WYLAH	27	84	8

RRL (%) = % Relative Root Length compared to untreated control

Note - Data presented is a percentage change in measured root length under hydroponic conditions. The Percentage Relative Root Length (% RRL) is an indication of a varieties ability to grow in adverse abiotic growing conditions. The rating is relative to an untreated control and is not an indication of its yield performance. The RRL% may be used as a guide to compare a variety's relative tolerance to adverse abiotic growing conditions

LRPB Falling Number Screen 2020/21



LRPB Falling Number Screening 2020/21

Variety	Start	1st Simulated Rain Event	3rd Simulated Rain Event	5th Simulated Rain Even
BECKOM	472.5	442.0	320.5	180.0
COOLAH	470.5	408.0	315.0	141.5
DS BENNET	522.0	502.0	255.5	149.0
EGA WEDGETAIL	537.5	536.0	474.5	235.5
ILLABO	516.5	471.0	428.5	215.0
LRPB FLANKER	479.5	446.0	373.0	96.5
LRPB HELLFIRE	572.0	527.5	426.0	282.0
LRPB KITTYHAWK	519.0	505.5	323.0	117.5
LRPB LANCER	518.5	481.5	455.5	240.5
LRPB LINCOLN	457.0	447.5	303.5	173.5
LRPB MUSTANG	468.5	466.0	374.0	170.5
LRPB NIGHTHAWK	578.5	538.5	267.5	73.0
LRPB RAIDER	485.5	404.5	335.0	81.0
LRPB RELIANT	467.0	444.5	327.5	179.0
LRPB SPITFIRE	540.5	509.5	443.0	327.0
LRPB STEALTH	489.5	404.5	334.5	265.5
LRPB TROJAN	447.5	432.0	312.0	184.5
MACE	432.5	425.0	280.0	227.5
RGT ACCROC	431.0	380.0	154.0	66.0
ROCKSTAR	465.0	429.0	234.5	87.5
SCEPTER	457.0	435.5	231.5	99.0
SUNCHASER	468.5	466.5	242.5	131.0
SUNMAX	477.5	473.5	176.5	124.5
SUNPRIME	441.0	415.0	268.0	148.5
SUNSOFT98	401.5	375.0	123.5	79.5
SUNTOP	460.5	440.0	130.0	62.0
SUNVALE	570.5	530.5	261.0	194.5
SUPREME	393.5	346.0	176.5	129.5
VIXEN	447.0	384.5	214.5	146.0

QLD NVT Early Season Grain Quality 2020

Variety Name	Protein			Hectolitre Weight			Screenings			1000 grain weight		
	Average	Max	Min	Average	Max	Min	Average	Max	Min	Average	Max	Min
Coolah	12.5	13.4	11.0	83.1	86.7	78.1	1.9	4.1	0.2	37.7	44.1	33.3
Coota	13.2	14.4	11.9	83.1	85.8	79.4	1.3	3.3	0.3	44.3	51.4	34.3
Denison	13.7	14.6	12.4	82.1	85.2	79.4	3.3	9.5	0.8	38.8	44.6	31.3
DS Faraday	13.4	14.9	11.9	83.6	87.0	80.2	1.4	4.6	0.4	39.1	42.9	32.0
EGA Gregory	13.2	14.5	12.0	83.5	86.0	80.5	1.9	5.5	0.2	39.3	47.5	31.5
LRPB Raider	13.4	14.6	12.1	81.0	84.4	74.4	2.2	8.2	0.2	38.0	42.3	28.1
LRPB Flanker	13.1	14.4	12.0	84.0	86.4	79.5	1.5	5.4	0.1	38.9	44.5	32.5
LRPB Lancer	13.7	15.1	12.4	83.4	85.9	79.8	1.4	4.9	0.1	39.3	43.3	30.1
LRPB Reliant	12.5	13.7	11.9	84.0	86.3	80.1	1.7	2.8	0.2	42.1	46.8	36.3
LRPB Stealth	13.3	14.6	12.1	83.4	85.7	79.9	1.4	3.7	0.2	39.9	47.7	29.2
Mitch	12.5	13.4	10.7	80.7	83.7	76.3	3.0	6.9	0.4	39.8	44.8	32.1
Sunflex	13.3	14.6	12.5	83.8	86.4	80.0	1.5	4.7	0.2	41.8	48.3	30.2
Sunmax	14.6	16.2	11.9	79.5	85.1	72.9	3.8	14.8	0.1	33.8	39.8	27.4

QLD NVT Main Season Grain Quality 2020

Variety Name	Protein			Hectolitre Weight			Screenings			1000 grain weight		
	Average	Max	Min	Average	Max	Min	Average	Max	Min	Average	Max	Min
Coota	13.6	15.5	11.8	82.1	87.2	74.4	2.4	6.9	0.3	38.9	47.5	30.7
EGA Gregory	13.7	15.7	11.9	82.1	85.7	77.0	3.7	12.9	0.5	37.2	44.7	28.9
Elmore CL Plus	13.8	16.2	12.2	82.8	85.9	78.4	4.0	11.6	1.0	34.3	43.3	25.1
LRPB Raider	14.4	16.1	12.4	78.3	84.2	71.6	4.4	11.0	0.7	33.9	43.2	24.3
LRPB Flanker	13.9	15.8	12.4	82.3	85.8	77.0	3.7	9.1	0.5	35.7	47.4	27.8
LRPB Hellfire	14.6	16.7	12.4	83.5	86.6	79.4	2.5	8.2	0.9	42.3	53.8	31.5
LRPB Mustang	12.8	14.4	10.9	83.5	87.5	79.4	3.1	7.5	0.8	38.9	45.8	29.1
LRPB Reliant	12.9	14.2	11.7	82.7	86.0	77.1	3.7	9.3	1.1	37.0	48.6	28.1
LRPB Spitfire	14.7	16.4	13.0	83.9	86.6	80.1	2.5	7.3	0.2	41.9	50.1	30.2
Sunblade CL Plus	12.2	14.0	11.2	82.1	85.7	76.6	6.0	11.8	3.1	38.8	47.6	32.0
Suncentral	12.9	14.3	11.6	82.1	85.4	76.8	2.6	5.8	1.0	38.0	47.6	30.4
Sunchaser	14.0	16.1	12.1	82.7	85.8	77.7	2.1	5.5	0.4	39.4	48.3	29.9
Sunmaster	12.9	14.3	11.9	82.6	86.0	77.9	4.2	12.3	1.2	38.2	48.2	32.1
Sunprime	13.2	14.5	12.1	82.2	85.7	77.2	3.7	7.1	1.4	40.6	46.4	34.1
Suntop	13.0	14.7	11.2	82.3	85.3	77.7	4.3	11.8	0.5	39.4	49.5	32.5

Nth NSW NVT Early Season Grain Quality 2020

Variety Name	Protein			Hectolitre Weight			Screenings			1000 grain weight		
	Average	Max	Min	Average	Max	Min	Average	Max	Min	Average	Max	Min
Coolah	13.0	14.3	11.7	80.1	83.6	76.8	1.5	5.8	0.2	40.1	47.2	32.0
Coota	14.1	15.5	11.8	80.5	83.4	77.4	0.8	2.5	0.1	45.9	51.7	32.8
EGA Gregory	13.7	15.2	12.6	80.4	84.2	76.7	1.1	2.9	0.3	41.1	45.4	35.6
LRPB Raider	14.0	16.1	11.2	77.4	80.3	72.3	2.2	8.8	0.7	39.9	50.4	30.0
LRPB Flanker	13.7	15.4	12.0	80.3	83.6	76.9	1.2	3.4	0.3	41.5	48.8	34.4
LRPB Lancer	14.8	16.7	12.4	79.2	83.1	75.6	1.4	6.1	0.3	40.6	47.6	28.8
LRPB Nighthawk	14.5	17.1	11.4	79.2	82.7	75.9	2.3	10.2	0.6	35.2	40.9	28.9
LRPB Reliant	13.4	15.0	12.4	81.0	84.0	77.2	1.0	2.1	0.2	43.4	51.0	30.8
LRPB Stealth	13.7	15.6	11.5	79.2	83.7	74.4	1.3	5.9	0.3	40.6	48.2	31.2
RockStar	13.2	15.0	10.8	78.9	82.6	76.0	1.8	6.2	0.5	45.9	55.2	34.8
Sunflex	14.0	16.4	11.5	80.3	84.3	74.5	1.6	8.0	0.4	42.1	49.3	31.2
Sunmax	15.1	18.9	10.8	78.4	82.6	72.9	4.3	21.5	0.5	36.1	46.7	26.0

Nth NSW NVT Main Season Grain Quality 2020

Variety Name	Protein			Hectolitre Weight			Screenings			1000 grain weight		
	Average	Max	Min	Average	Max	Min	Average	Max	Min	Average	Max	Min
Beckom	13.4	15.0	10.0	79.0	83.7	74.0	4.5	14.4	0.9	33.1	42.2	26.4
Coolah	13.2	15.5	10.0	80.1	83.9	76.1	2.6	6.0	0.1	36.8	50.6	30.4
Coota	13.9	16.8	9.6	79.1	85.0	73.5	2.0	5.7	0.4	40.1	56.5	29.6
EGA Gregory	13.7	15.8	10.0	80.3	85.3	76.6	2.2	6.2	0.8	38.2	52.7	30.8
LRPB Raider	14.3	17.1	10.2	77.4	82.3	70.5	3.5	8.8	0.8	36.9	48.6	30.5
LRPB Flanker	14.0	16.6	9.6	80.0	85.1	76.1	3.0	9.7	0.4	37.0	53.2	29.9
LRPB Hellfire	15.2	17.8	10.2	80.9	85.7	75.5	2.5	7.2	0.3	41.1	55.7	31.8
LRPB Mustang	13.2	14.5	10.2	80.3	84.7	76.3	2.9	9.0	0.6	40.1	54.0	29.7
LRPB Reliant	13.2	14.9	9.7	79.9	84.9	74.1	2.8	8.0	0.5	38.9	55.6	30.1
LRPB Spitfire	15.0	17.1	9.5	81.5	85.8	76.3	3.3	11.8	0.4	42.1	53.5	31.3
RockStar	13.5	16.9	9.2	77.7	82.6	71.5	3.5	8.7	1.0	40.1	55.2	31.2
Sunblade CL Plus	12.9	14.9	9.7	79.3	83.4	75.5	4.6	11.9	0.8	38.4	53.1	30.0
Suncentral	13.3	15.4	9.9	79.5	83.5	74.4	2.8	9.9	0.5	37.4	46.2	28.0
Sunchaser	14.4	16.5	10.5	79.9	84.2	75.4	1.5	4.4	0.2	38.9	54.5	30.0
Sunmaster	13.1	15.5	9.4	80.1	83.8	76.5	3.2	9.6	0.6	38.3	51.8	29.6
Sunprime	13.6	15.0	10.2	79.2	84.7	73.8	2.9	9.3	0.6	41.3	53.1	33.5
Suntop	13.2	14.8	9.9	79.8	83.4	75.3	3.9	12.1	0.9	39.7	49.2	32.4

Sth NSW NVT Early Season Grain Quality 2020

Variety Name	Protein			Hectolitre Weight			Screenings			1000 grain weight		
	Average	Max	Min	Average	Max	Min	Average	Max	Min	Average	Max	Min
Beckom	12.5	15.0	10.1	78.0	82.7	72.6	3.1	9.1	0.7	34.9	39.1	28.8
Catapult	11.9	14.8	10.0	79.2	83.1	72.6	3.0	6.9	0.9	39.9	45.6	30.0
Coolah	11.9	15.1	10.1	78.6	82.8	73.7	3.3	8.2	0.9	39.0	42.9	31.6
Coota	12.9	16.3	10.2	78.6	83.3	72.4	2.5	8.9	0.4	43.0	48.4	31.6
EGA Gregory	12.8	16.4	11.0	79.0	83.5	73.1	3.3	10.5	0.6	40.6	48.4	31.2
EGA Wedgetail	13.2	17.1	11.2	75.1	79.0	69.9	2.3	7.3	0.6	37.6	41.6	31.6
Illabo	12.6	16.7	10.1	75.4	80.6	70.7	2.5	9.7	0.7	38.7	43.9	30.4
LRPB Raider	12.9	15.5	9.9	76.0	81.2	70.5	3.3	8.4	1.1	37.5	42.0	30.0
LRPB Flanker	13.0	16.0	11.0	78.8	83.3	72.8	2.9	8.4	0.6	40.7	45.5	30.0
LRPB Kittyhawk	12.5	16.1	10.2	80.6	84.5	75.9	3.5	9.8	0.6	40.0	44.0	33.6
LRPB Lancer	13.4	16.1	10.9	79.1	83.3	73.9	2.5	11.3	0.6	40.0	45.2	32.6
LRPB Nighthawk	12.7	16.3	10.9	79.4	83.2	74.3	3.0	9.7	0.7	37.2	42.0	30.3
LRPB Stealth	12.5	15.2	10.2	79.3	83.4	75.1	3.0	11.9	0.7	41.5	47.2	31.6
LRPB Trojan	12.6	15.5	10.5	78.8	83.4	69.8	3.0	8.6	1.0	41.4	47.2	31.2
RockStar	12.1	15.3	9.9	78.2	82.4	73.7	3.4	10.1	0.6	45.6	51.7	31.2
Sunflex	12.5	15.9	10.0	79.8	84.0	74.1	2.1	6.8	0.2	41.1	44.8	35.3
Valiant CL Plus	12.9	16.2	10.7	80.3	85.0	74.2	2.4	8.5	0.5	41.4	47.2	33.6

Sth NSW NVT Main Season Grain Quality 2020

Variety Name	Protein			Hectolitre Weight			Screenings			1000 grain weight		
	Average	Max	Min	Average	Max	Min	Average	Max	Min	Average	Max	Min
Beckom	12.3	15.6	10.4	79.0	84.0	72.8	3.4	12.2	0.4	34.0	43.7	26.1
Catapult	12.1	15.3	10.0	79.4	83.9	74.6	3.4	11.4	0.1	39.8	46.4	32.8
Coolah	12.2	15.6	10.1	79.2	83.5	73.9	2.8	10.6	0.3	37.9	42.8	31.0
Coota	13.1	15.5	11.6	78.7	83.8	73.1	2.7	12.8	0.1	41.0	48.8	32.0
EGA Gregory	12.9	16.0	10.9	79.6	84.2	74.6	2.8	9.1	0.2	39.4	44.8	31.6
LRPB Raider	13.0	16.6	9.8	77.5	81.6	73.1	3.3	13.9	0.4	37.8	41.6	33.2
LRPB Flanker	12.8	16.8	10.7	80.8	93.4	74.4	2.8	9.1	0.1	39.3	45.6	31.7
LRPB Hellfire	14.6	18.1	11.9	80.4	84.3	76.8	3.1	12.3	0.6	40.3	49.6	33.6
LRPB Mustang	12.7	16.1	11.3	80.2	84.5	75.0	3.7	16.1	1.0	38.6	45.6	29.0
LRPB Spitfire	13.9	18.0	7.9	81.2	84.9	76.7	3.9	15.5	0.3	40.8	48.2	33.2
LRPB Trojan	12.2	15.2	9.7	80.1	84.3	75.3	3.3	15.1	0.3	39.9	44.8	35.2
RockStar	12.2	16.6	9.5	78.1	83.2	73.7	3.0	12.1	0.2	45.0	53.7	38.0
Scepter	12.1	14.8	10.0	79.3	84.5	75.0	3.4	14.5	0.3	41.4	47.9	36.0
Sheriff CL Plus	12.7	16.0	10.1	79.3	84.0	74.0	2.9	11.5	0.1	39.9	50.7	33.6
Sunblade CL Plus	11.8	15.3	8.9	79.7	84.2	74.4	4.5	17.0	1.0	39.5	46.8	33.6
Suncentral	12.3	16.0	10.3	79.2	83.3	72.2	3.6	11.0	0.1	36.7	43.6	27.4
Sunchaser	13.5	16.9	11.3	80.3	84.7	76.4	2.5	11.9	0.2	41.0	46.0	35.5
Sunmaster	12.2	14.6	9.8	80.4	84.3	76.2	3.2	11.1	0.3	38.4	43.6	32.4
Valiant CL Plus	13.3	17.3	10.7	81.0	84.5	75.2	2.4	9.0	0.3	42.3	47.2	36.4
Vixen	12.7	15.6	10.0	77.4	82.1	72.8	3.7	11.8	0.4	39.4	48.2	32.0

LongReach Raider Wheat

LongReach Raider is available through our Associate Network, for contact information please go to www.pacificseeds.com.au



Pacific Seeds Wheat varieties are protected by Plant Breeders Rights (PBR). In regard to propagating material (planting seed) of this variety, any unauthorised commercial production or reproduction, conditioning for propagation, offering for sale, sale, import, export or stocking of propagating material is an infringement under the *Plant Breeders Rights Act 1994*.

End Point Royalty (EPR) Wheat

Each time a grower purchases Pacific Seeds wheat seed, the grower agrees to comply with the Variety Licence and Royalty Agreement, including agreement to pay the EPR. EPR is payable on all grain production, except on seed retained by the grower for replanting by the grower. The majority of the EPR will be paid by Advanta Seeds to the Breeder (LongReach Plant Breeders) for investment in future wheat breeding programs.

The information provided in this publication is intended as a guide only. Advanta Seeds Pty Ltd ('Advanta Seeds') (including its officers, employees, contractors and agents) can not guarantee that every statement is without flaw of any kind. While Advanta Seeds has taken all due care to ensure that the information provided is accurate at the time of publication, various factors, including planting times and environmental conditions may alter the characteristics and performance from plants.

Advanta Seeds shall not be liable for any errors or omissions in the information or for any loss, injury, damage or other consequence whatsoever that you or any person might incur as a result of your use of or reliance upon the products (whether Advanta Seeds products or otherwise) and information which appear in this publication. To the maximum extent permitted by law, the liability of Advanta Seeds for any claim whatsoever arising out of the supply or use of or reliance upon the products and information in this publication (including liability for breach of any condition or warranty implied by the Trade Practices Act 1974 or any other law) is limited at its discretion, to the replacement of the products, the supply of equivalent products or the resupply of the publication. For application to specific conditions, seek further advice from a local professional. © Advanta Seeds 2021.