



**LRPB Major  
Mid Slow Maturity built for Southern NSW and Victoria**

**WHEAT**

# LRPB Major – Mid Slow Maturity built for Southern NSW and Victoria

- Beckom X LRPB Mustang cross made with the aim to build a variety with strong acid and sodic soil tolerances suitable for NSW and Vic
- Stable Mid Slow maturity suitable for an Early - Mid Season sowing window across NSW and Vic
- Good Disease package for NSW & Victoria combined with strong performance on both acid and sodic soil
- AH classification Sth NSW, Victoria, and SA



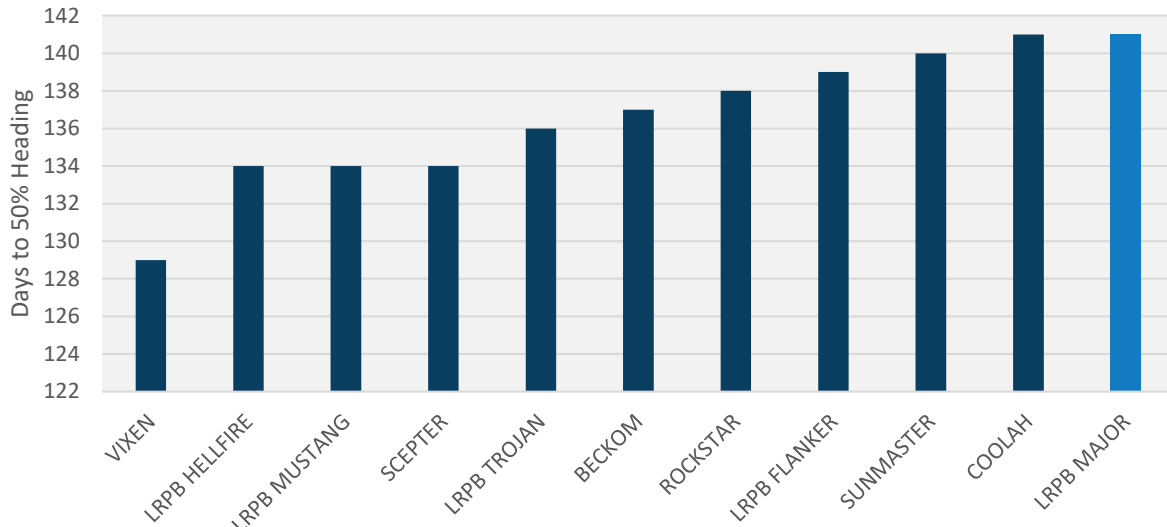
# Agronomy



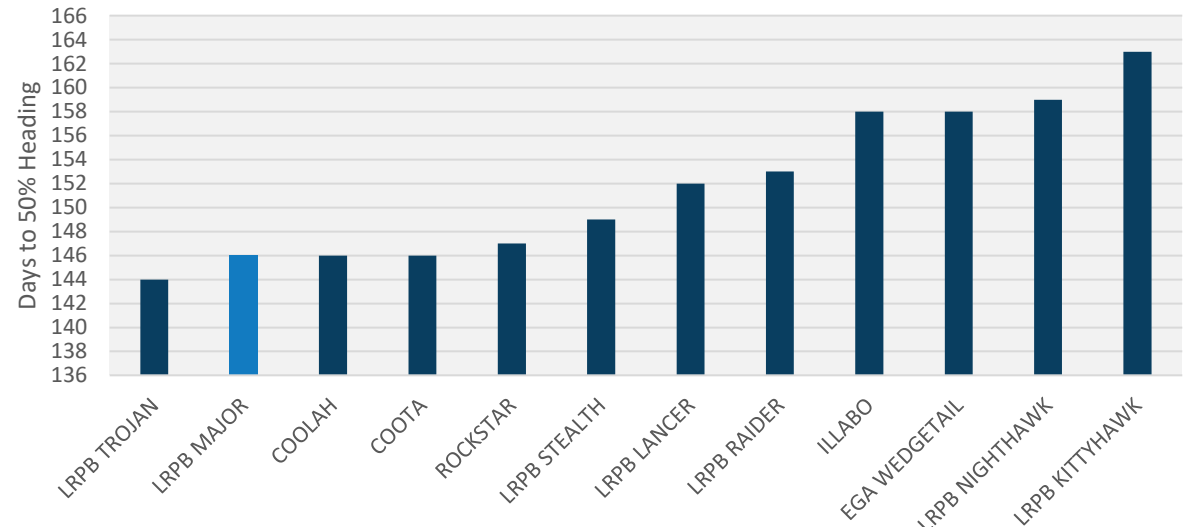
# LRPB Major – Mid Slow Spring Wheat

## Phenology - Southern NSW LRPB Main and Early Season Trials

Southern NSW Average Days to Heading 2021-2022  
LRPB Main Season Trials (4 Sites)



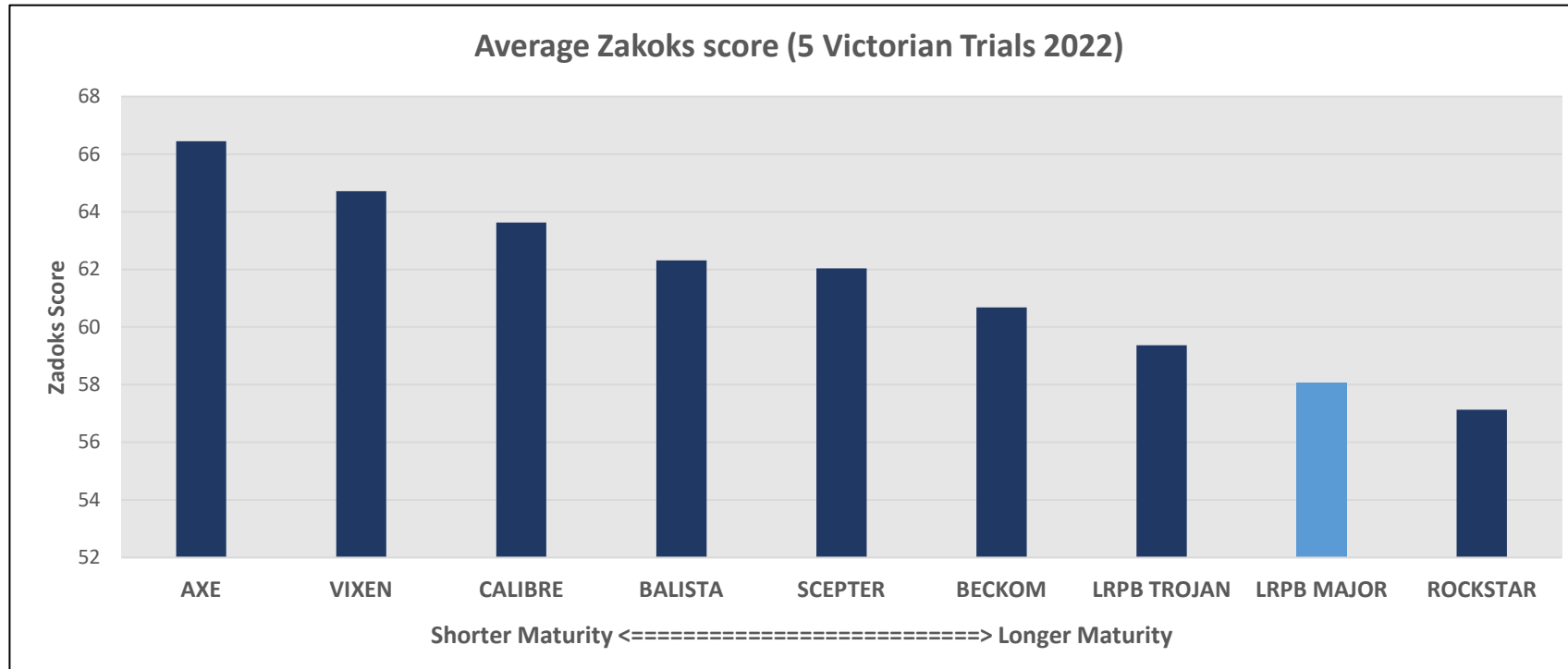
Southern NSW Average Days to Heading 2021-2022  
LRPB Early Season Trials (5 Sites)



- Mid Slow Maturity (Australian Cereal Phenology Classification)
- Multi year phenology data suggests a flexible Mid Season sowing window suitable for Early to Mid May sowing across Southern NSW

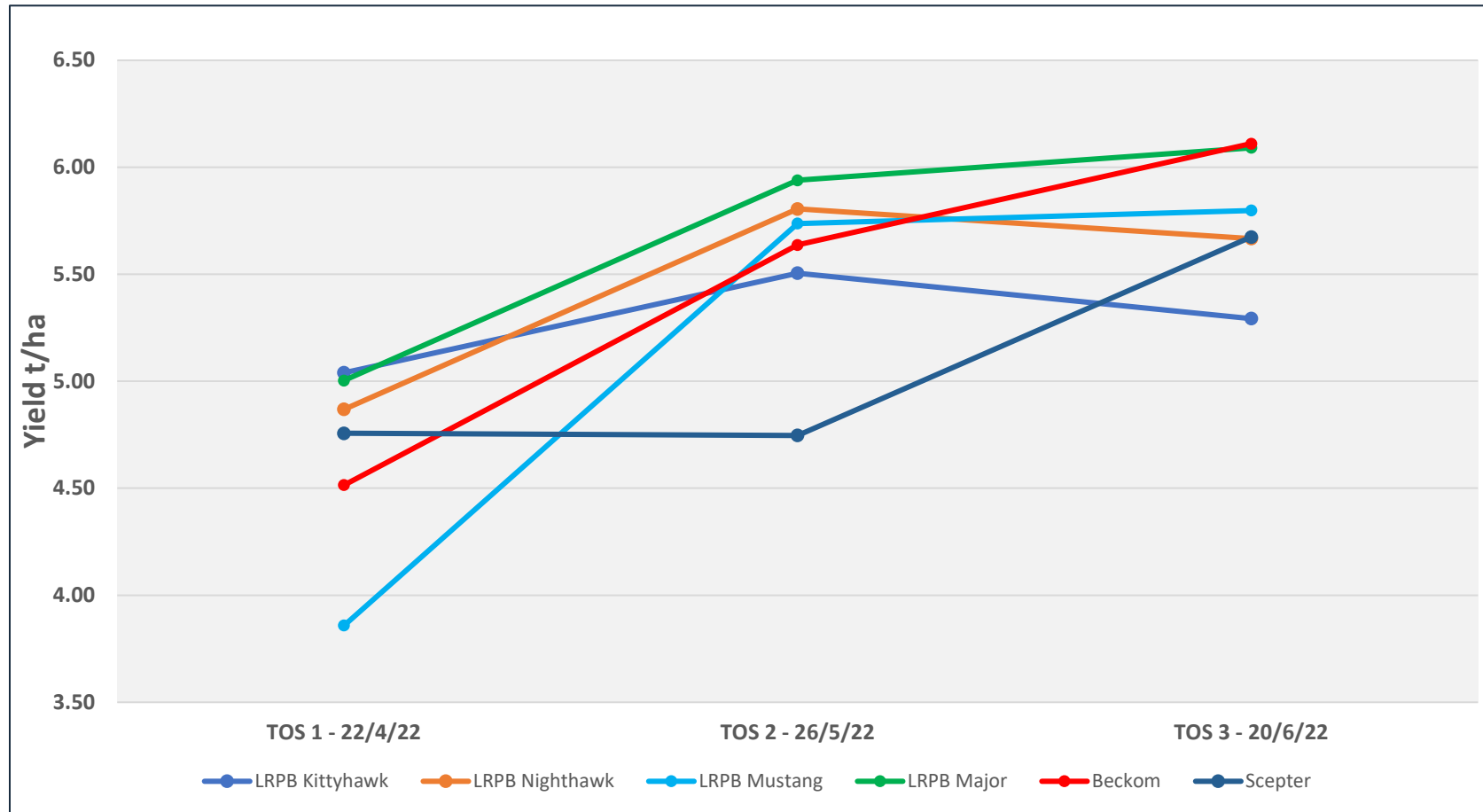
# LRPB Major – Mid Slow Spring Wheat

## Phenology - Victorian LRPB Breeding Trials



- Mid Slow Maturity (Australian Cereal Phenology Classification)
- In trials throughout Victoria LRPB Major suits sowing in the seeding window prior to Scepter, which has been widely used by growers of LRPB Trojan and Rockstar

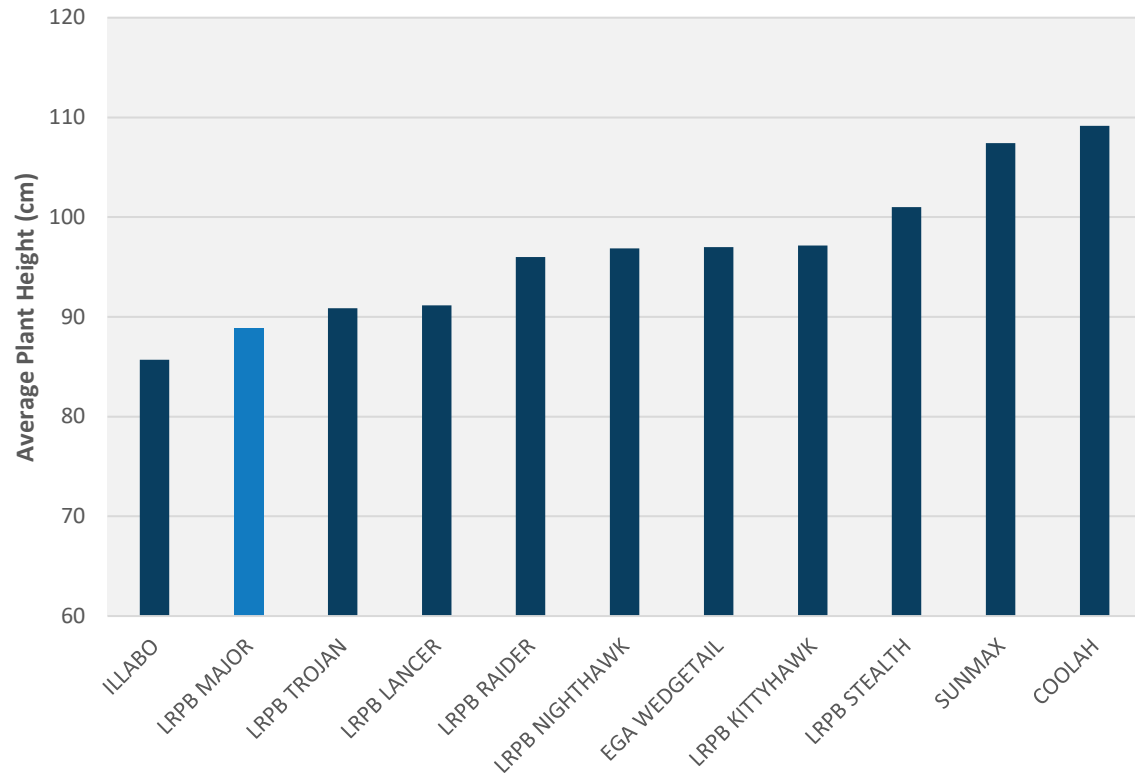
# LRPB Grenfell Time of Sowing Trial 2022



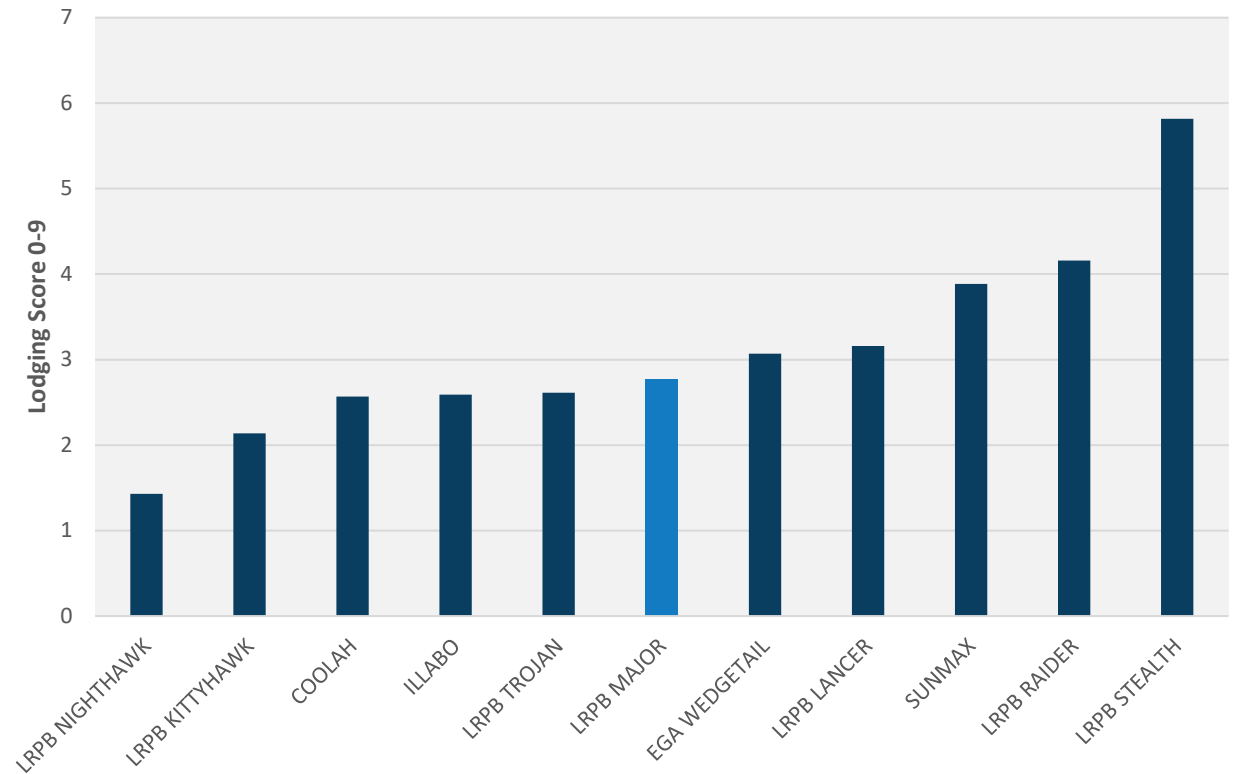
LRPB Major showed strong stable yields across a wide range of sowing times in 2022

# LRPB Major – Plant Height and Lodging

**Average Plant Height**  
(7 NSW LRPB Early Season sites 2020-2022)

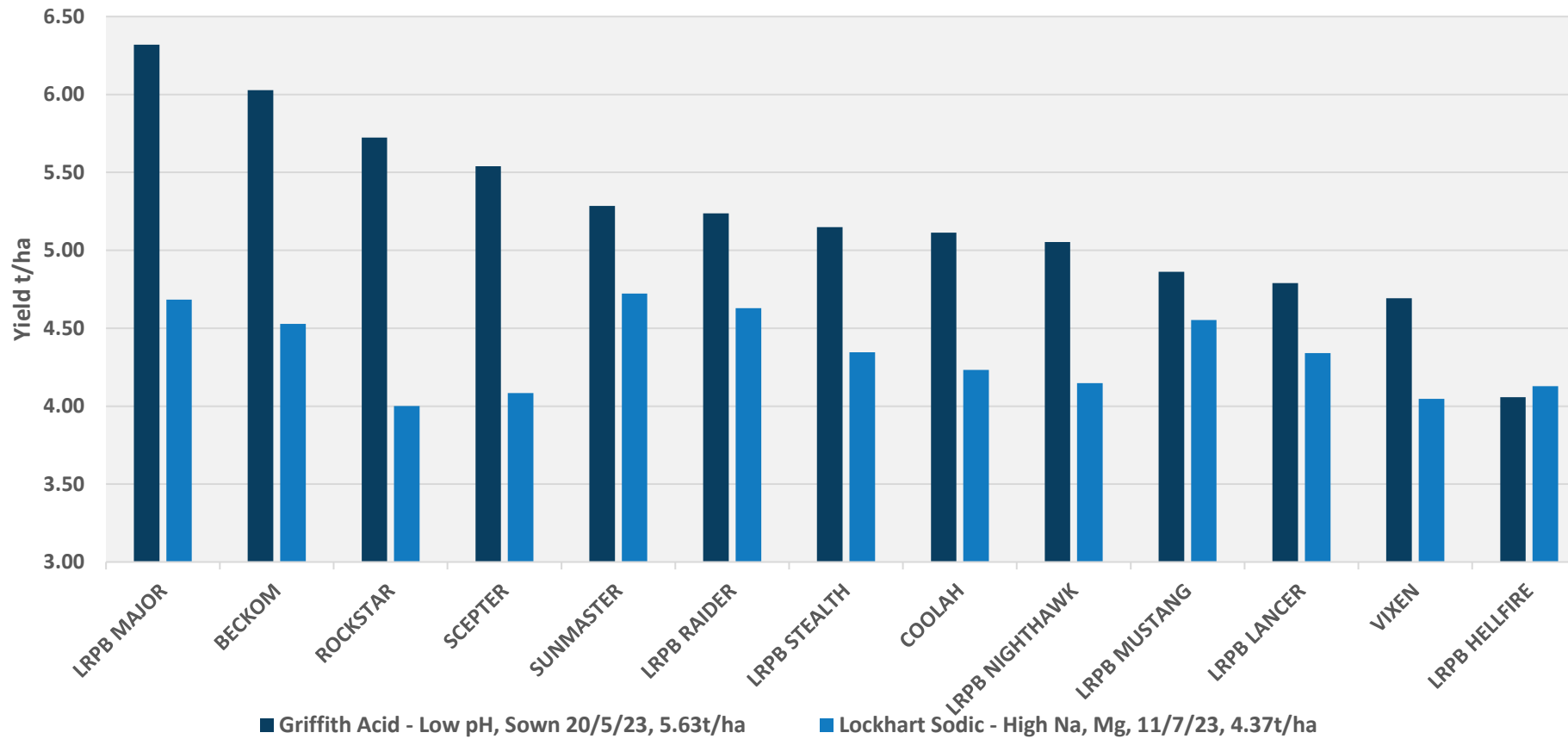


**Average Lodging Score**  
(11 LRPB Early Season Trials 2020-2022)



LRPB Major has a short compact canopy well suited to full stubble retention farming systems combined with excellent standability


# LRPB Southern NSW Abiotic Screening Trials 2022



LRPB Major shows excellent yields under both low pH and sodic field conditions. This tolerance has also been confirmed by LRPB lab experiments and marker testing.



# Yield Analysis



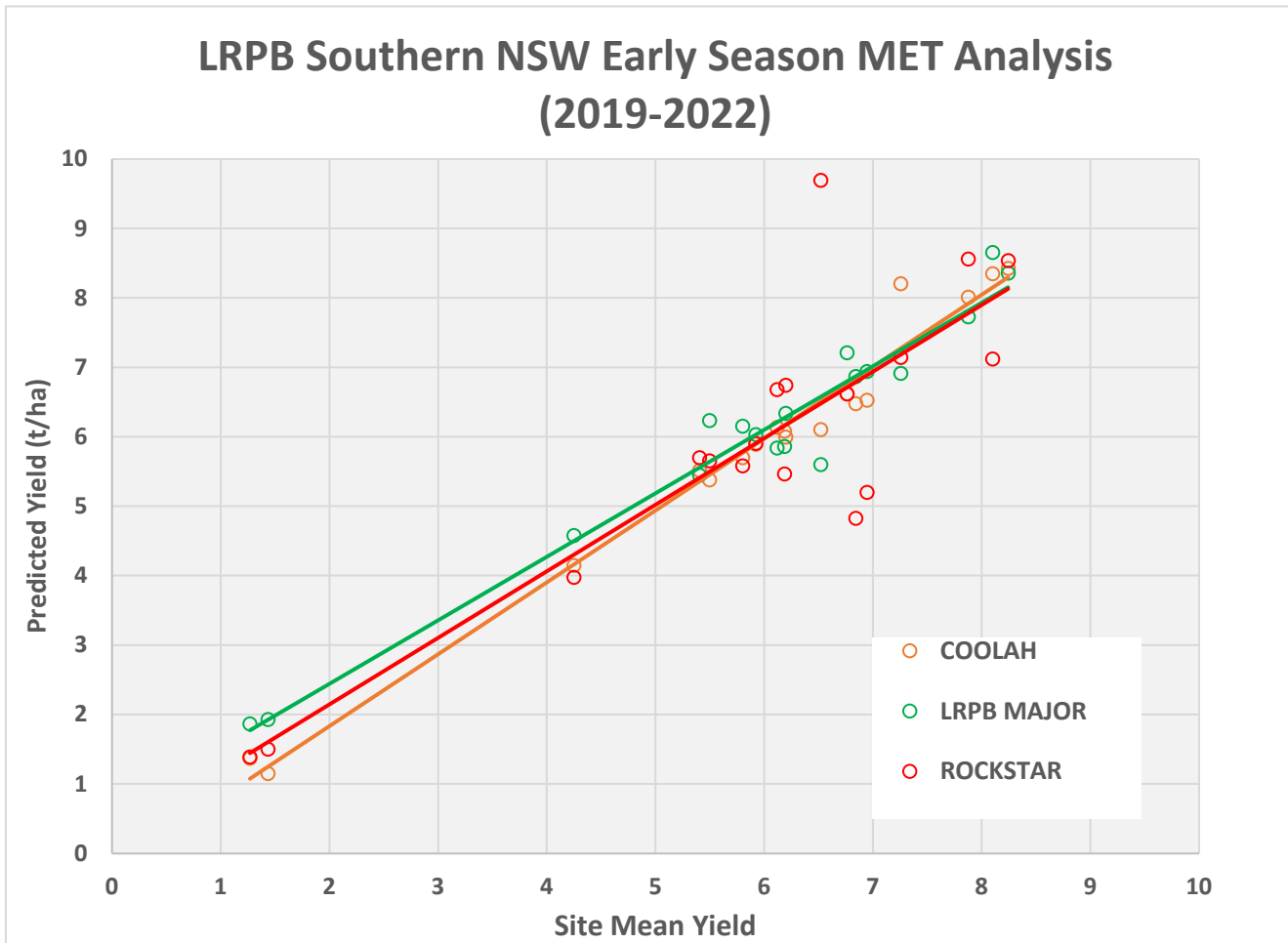
# LRPB Southern NSW Early Season MET Analysis (2019-2022)

## Trial Cluster Analysis

LRPB Southern NSW Early Season Trials MET Analysis 2019-2022					
Variety	Maturity	C1 - April Sown, Low Disease Trials	C2 - High Yield, Cooler Environment Trials	C3 - High Yield, Heavy Early Disease Trials	Southern NSW Average
LRPB NIGHTHAWK	Slow - Very Slow	96.6%	113.1%	108.7%	109.6%
<b>LRPB MAJOR</b>	<b>Mid Slow</b>	<b>118.3%</b>	<b>105.4%</b>	<b>100.4%</b>	<b>106.2%</b>
ROCKSTAR	Mid	103.3%	110.2%	89.7%	104.5%
COOLAH	Mid Slow	99.5%	106.8%	100.0%	104.1%
SUNFLEX	Mid	106.1%	103.4%	100.6%	103.2%
LRPB STEALTH	Mid	107.1%	100.6%	98.2%	101.0%
CATAPULT	Mid	111.6%	100.8%	92.0%	100.4%
LRPB LANCER	Mid	99.9%	102.2%	94.6%	100.1%
COOTA	Mid	102.2%	101.2%	86.8%	98.1%
LRPB RAIDER	Mid Slow	103.9%	95.4%	97.1%	97.0%
<b>Cluster Mean Yield</b>		<b>3.42</b>	<b>6.40</b>	<b>7.00</b>	<b>5.76</b>
<b>Trials in Analysis</b>		<b>4</b>	<b>9</b>	<b>3</b>	<b>16</b>

# LRPB Southern NSW Early Season MET Analysis (2019-2022)

## Yield Regression



LRPB Major has shown to be outperforming current market varieties in most yield environments across the four years of trials included in this analysis. Close examination of the data also shows that the line is extremely competitive in higher yielding trials but has a distinct yield advantage in lower yielding trials over competitor varieties

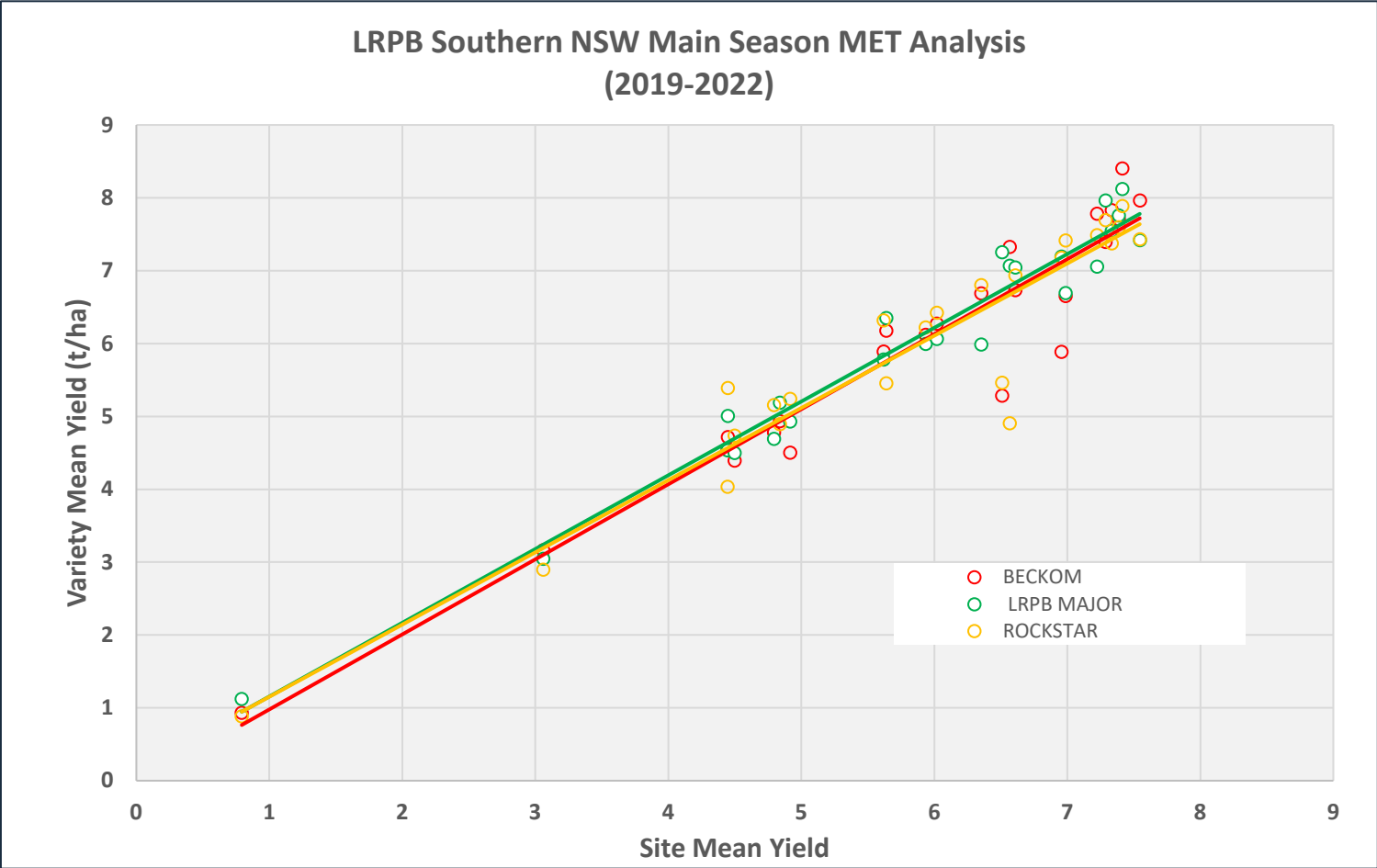
# LRPB Southern NSW Main Season MET Analysis (2019-2022)

## Trial Cluster Analysis

LRPB Southern NSW Main Season Trials MET Analysis 2019-2022							
Variety	Maturity	C1 - High Septoria. High Fungicide Use Trials	C2- Low Protein 2022 Trials	C3- No Abiotic Constraint, Low Disease Trials	C4- Red Dirt. Low Disease Trials	Griffith 2019 Trial Long Fallow Acid Layer	All Trials
<b>LRPB MAJOR</b>	<b>Mid Slow</b>	<b>109.1%</b>	<b>106.6%</b>	<b>110.1%</b>	<b>102.1%</b>	<b>100.9%</b>	<b>106.1%</b>
SCEPTER	Quick Mid	103.2%	99.2%	106.2%	107.3%	111.4%	104.7%
BECKOM	Quick Mid	99.3%	107.7%	107.1%	102.2%	104.7%	104.5%
ROCKSTAR	Mid	83.3%	101.9%	111.0%	109.0%	95.9%	104.3%
SUNMASTER	Mid	114.0%	98.9%	99.8%	104.3%	100.6%	103.0%
COOLAH	Mid Slow	101.8%	97.9%	101.3%	101.5%	85.9%	100.3%
VIXEN	Quick	72.1%	95.4%	106.2%	107.8%	119.2%	100.2%
LRPB MUSTANG	Quick	102.5%	93.2%	98.4%	103.6%	109.9%	99.8%
LRPB FLANKER	Mid	100.4%	101.9%	95.9%	94.5%	85.0%	97.1%
LRPB TROJAN	Mid	90.2%	87.8%	104.5%	98.7%	97.5%	96.5%
LRPB ANVIL CL	Quick	84.2%	86.5%	92.8%	101.2%	93.2%	93.2%
LRPB HELLFIRE	Quick Mid	98.8%	86.6%	90.4%	92.3%	86.0%	91.1%
<b>Site Mean Yield (t/ha)</b>		<b>5.76</b>	<b>6.43</b>	<b>5.13</b>	<b>5.95</b>	<b>3.02</b>	<b>5.67</b>
<b>Sites in Analysis</b>		<b>3</b>	<b>5</b>	<b>7</b>	<b>8</b>	<b>1</b>	<b>24</b>

# LRPB Southern NSW Main Season MET Analysis (2019-2022)

## Yield Regression



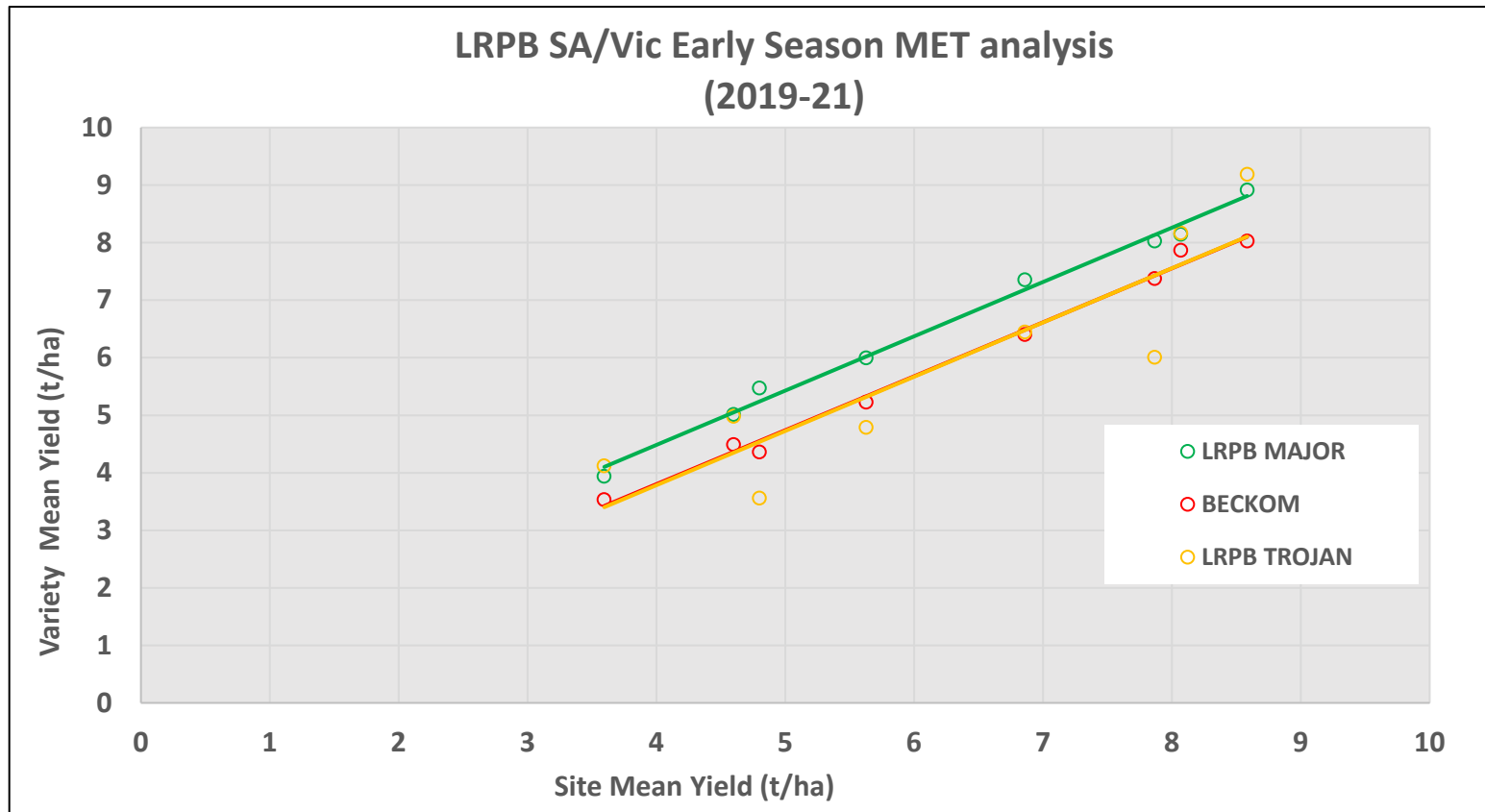
LRPB Major has shown consistently higher yields over widely sown mid season varieties across a range of yield environments.

# LRPB South Australia & Victoria Early Season MET Analysis (2019-2021) Yearly Analysis

LRPB SA/VIC Early Season MET Analysis (2019-2021)					
Variety	Maturity	2019	2020	2021	All Trials
STOCKADE	Very Slow	115.1%	111.4%	124.8%	115.6%
LRPB BEAUFORT	Slow	114.3%	105.3%	125.5%	112.9%
<b>LRPB MAJOR</b>	<b>Mid - Slow</b>	<b>106.1%</b>	<b>103.2%</b>	<b>110.0%</b>	<b>105.7%</b>
DS PASCAL	Mid - Slow	103.0%	101.2%	99.2%	101.5%
BOLAC	Mid - Slow	94.4%	95.6%	113.0%	98.8%
CATAPULT	Mid - Slow	95.7%	100.0%	96.7%	97.7%
ILLABO	Very Slow	94.7%	97.7%	98.8%	96.8%
BECKOM	Mid	94.4%	96.1%	91.9%	94.6%
LRPB TROJAN	Mid - Slow	103.7%	93.3%	80.0%	94.5%
YITPI	Mid - Slow	81.7%	79.5%	92.2%	83.0%
<b>Trial Mean Yield (t/ha)</b>		<b>6.35</b>	<b>6.85</b>	<b>5.22</b>	<b>6.25</b>
<b>Trials in Analysis</b>		<b>3</b>	<b>3</b>	<b>2</b>	<b>8</b>

Note – LRPB Major entered trials in Victoria and South Australia Early sowing trials between 2019 and 2021 to evaluate its suitability for the High Rainfall Zone Market

# LRPB South Australia & Victoria Early Season MET Analysis (2019-2021) Yield Regression



LRPB Major has shown consistently higher yields than the other main season season varieties in the high rainfall zone trials. This trial set is suited to Slow to Very Slow maturing varieties and LRPB Major was moved to the Main Season trials in SA/Vic in 2021 with a year of cross over in both sets.

Note – LRPB Major entered trials in Victoria and South Australia Early sowing trials between 2019 and 2021 to evaluate its suitability for the High Rainfall Zone Market

# LRPB South Australia & Victoria Main Season MET Analysis (2019-2022)

## Yearly Analysis

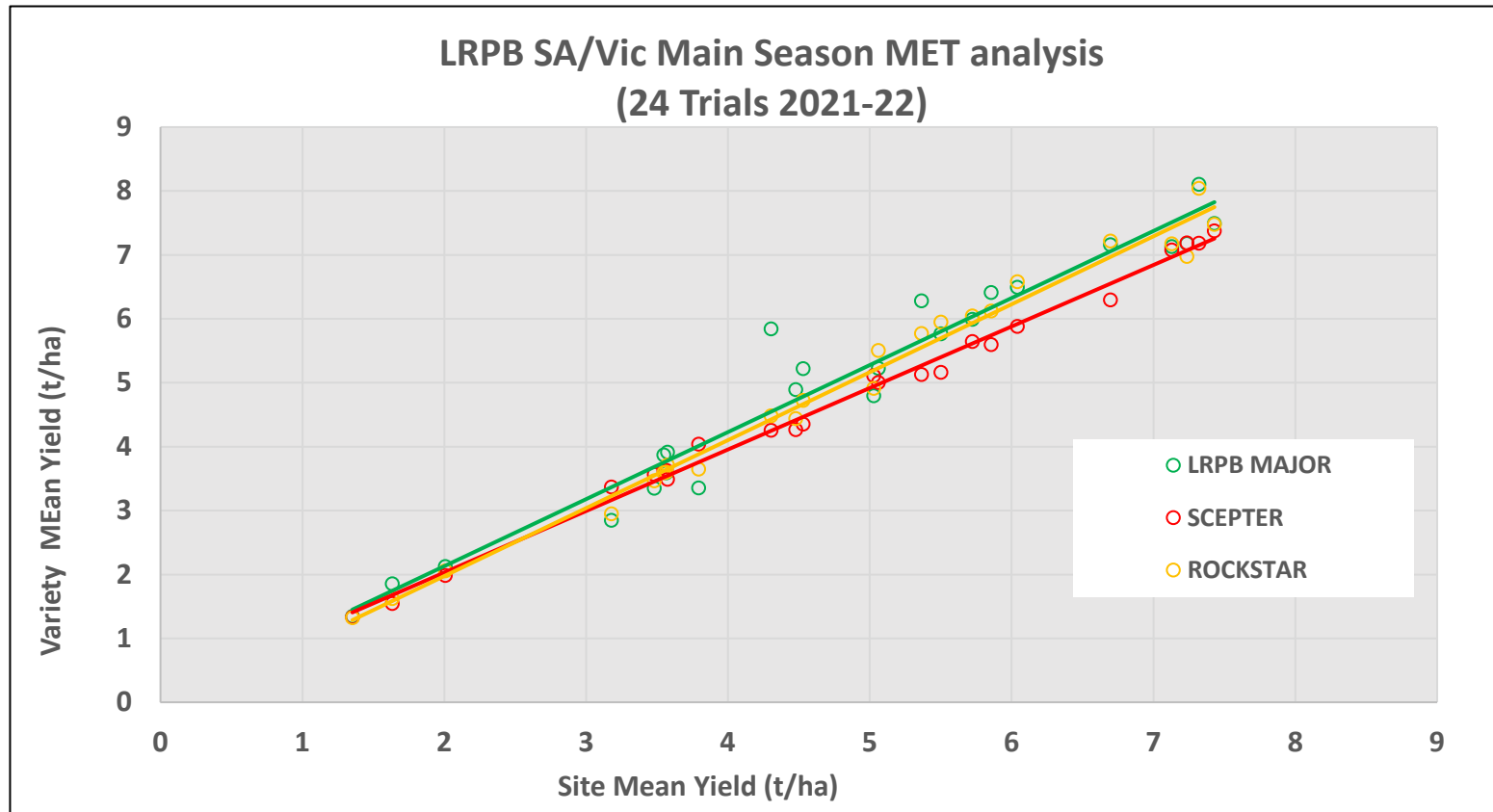
LRPB SA/VIC Main Season MET Analysis (2019-2022)						
Variety	Maturity	2019	2020	2021	2022	All Trials
ROCKSTAR	Mid - Slow	105.1%	104.5%	102.0%	103.3%	103.4%
<b>LRPB MAJOR</b>	<b>Mid - Slow</b>	<b>101.6%</b>	<b>100.9%</b>	<b>101.1%</b>	<b>106.8%</b>	<b>103.0%</b>
BECKOM	Mid	102.4%	100.5%	100.6%	106.5%	102.8%
VIXEN	Quick	110.5%	105.2%	99.4%	98.3%	101.6%
BALLISTA	Quick - Mid	99.2%	98.3%	100.3%	102.4%	100.4%
SCEPTER	Quick - Mid	103.6%	101.9%	100.3%	97.5%	100.1%
LRPB TROJAN	Mid - Slow	95.9%	99.7%	97.7%	99.6%	98.7%
SHERIFF CL	Mid - Slow	102.4%	99.3%	93.4%	93.8%	96.0%
AXE	Very Quick - Quick	91.9%	86.3%	83.2%	84.9%	85.5%
<b>Trial Mean Yield (t/ha)</b>		<b>3.69</b>	<b>4.27</b>	<b>3.76</b>	<b>5.72</b>	<b>4.41</b>
<b>Trials in Analysis</b>		<b>6</b>	<b>13</b>	<b>17</b>	<b>13</b>	<b>49</b>

Note – LRPB Major first entered selected Main Season trials in Victoria and South Australia in 2021 so 2019/2020 is predicted yield performance



# LRPB South Australia & Victoria Main Season MET Analysis (2019-2022)

## Yield Regression



LRPB Major has shown consistently higher yields than Scepter in Main Season trials over the 2 years of testing and similar yield to Rockstar. These trials test a range of maturities over a wide range of yield potentials with LRPB Major's Mid-Slow maturity being best suited to the >4t/ha regions.

# South East Early Season NVT MET Analysis (2018-2022)

Variety	Maturity	All South East	All Sth NSW	Sth West NSW	Sth East NSW	All Vic	Nth East Vic	Sth West Vic
RockStar	Mid	109.0%	107.9%	109.7%	105.7%	111.5%	107.2%	113.7%
<b>LRPB Major</b>	<b>Mid Slow</b>	<b>102.6%</b>	<b>103.0%</b>	<b>103.7%</b>	<b>102.2%</b>	<b>101.7%</b>	<b>102.2%</b>	<b>101.4%</b>
Scepter	Quick Mid	101.4%	102.1%	104.0%	99.8%	99.6%	102.0%	98.4%
Catapult	Mid	101.2%	101.0%	103.2%	98.2%	101.8%	102.3%	101.5%
Beckom	Quick Mid	100.5%	101.2%	103.8%	97.9%	99.0%	98.1%	99.4%
Coota	Mid	98.4%	98.4%	101.2%	94.8%	98.4%	97.7%	98.7%
Coolah	Mid Slow	98.1%	97.9%	98.5%	97.1%	98.5%	98.7%	98.5%
LRPB Lancer	Mid Slow	96.3%	95.1%	97.4%	92.2%	98.8%	93.0%	101.8%
<b>Mean Predicted Yield (t/ha)</b>		<b>5.35</b>	<b>5.19</b>	<b>5.34</b>	<b>5.00</b>	<b>5.76</b>	<b>5.81</b>	<b>5.74</b>

# 2022 Southern NSW Early Season NVT Trials

All Early Season Trials where LRPB Major was present  
(NVT Early Season MET Analysis 2018-2022)

Variety	All 2022 Trials	Beckom 2022	Canowindra 2022	Condobolin 2022	Galong 2022	Gerogery 2022	Lockhart 2022	Mayrunga 2022	Merriwagga 2022	Oaklands 2022	Quandialla 2022	Wagga Wagga 2022	Yenda 2022
<b>LRPB Major</b>	<b>101%</b>	<b>100%</b>	<b>99%</b>	<b>104%</b>	<b>100%</b>	<b>99%</b>	<b>100%</b>	<b>100%</b>	<b>105%</b>	<b>100%</b>	<b>100%</b>	<b>99%</b>	<b>103%</b>
Valiant CL Plus	100%	100%	99%	100%	102%	101%	101%	99%	103%	99%	97%	97%	98%
RockStar	98%	98%	94%	105%	99%	97%	98%	97%	106%	97%	94%	92%	100%
Sunflex	97%	98%	96%	97%	98%	98%	99%	97%	99%	95%	95%	94%	93%
LRPB Raider	96%	98%	97%	98%	96%	95%	97%	97%	98%	93%	97%	96%	95%
LRPB Stealth	95%	96%	93%	101%	93%	92%	94%	95%	97%	94%	96%	95%	100%
Beckom	95%	95%	91%	107%	92%	90%	93%	94%	103%	92%	94%	92%	103%
Coolah	93%	96%	93%	96%	93%	92%	95%	94%	95%	90%	94%	93%	92%
LRPB Flanker	93%	97%	95%	95%	90%	90%	93%	94%	93%	86%	96%	95%	92%
Scepter	92%	95%	90%	102%	90%	88%	92%	92%	102%	84%	91%	88%	94%
Catapult	86%	92%	83%	96%	85%	82%	89%	86%	96%	76%	85%	82%	85%
Coota	86%	91%	82%	98%	83%	80%	87%	86%	95%	77%	85%	82%	89%
Suntop	83%	89%	80%	93%	78%	77%	84%	83%	86%	74%	84%	82%	86%
<b>Site Mean Yield</b>	<b>5.76</b>	<b>4.66</b>	<b>5.56</b>	<b>4.52</b>	<b>8.69</b>	<b>5.55</b>	<b>6.40</b>	<b>6.01</b>	<b>4.96</b>	<b>5.50</b>	<b>4.77</b>	<b>5.97</b>	<b>6.53</b>

# 2022 Southern NSW Main Season NVT Trials

All Main Season Trials where LRPB Major was present  
(NVT Main Season MET Analysis 2018-2022)

Variety	All 2022 Trials	Canowindra 2022	Galong 2022	Gerogery 2022	Quandialla 2022	Wagga Wagga 2022
Sunmaster	113.6%	112.9%	110.0%	104.8%	121.3%	121.7%
Beckom	106.5%	105.8%	104.9%	102.6%	110.0%	110.3%
<b>LRPB Major</b>	<b>103.2%</b>	<b>102.3%</b>	<b>98.0%</b>	<b>107.5%</b>	<b>108.5%</b>	<b>103.7%</b>
Suntop	102.4%	101.4%	100.1%	96.6%	106.1%	109.2%
Scepter	101.0%	100.8%	103.8%	95.1%	100.3%	103.3%
Coolah	100.1%	100.7%	99.0%	104.4%	103.1%	94.5%
RockStar	100.0%	100.5%	106.0%	102.5%	96.1%	91.4%
LRPB Flanker	99.8%	102.2%	97.8%	111.4%	99.7%	89.2%
LRPB Raider	99.3%	98.3%	98.0%	99.9%	102.0%	99.5%
Calibre	99.3%	98.5%	101.1%	95.8%	98.4%	101.4%
LRPB Lancer	96.5%	94.1%	94.2%	97.1%	97.1%	101.6%
LRPB Mustang	94.5%	95.3%	93.3%	90.0%	97.6%	97.3%
Boree	94.4%	97.6%	100.6%	100.4%	91.8%	78.1%
LRPB Trojan	92.6%	93.4%	93.9%	91.5%	97.4%	86.9%
Vixen	92.5%	96.0%	101.4%	93.2%	88.7%	77.9%
LRPB Hellfire	91.9%	90.2%	89.5%	87.4%	95.1%	98.9%
LRPB Spitfire	91.7%	88.2%	90.3%	87.0%	90.0%	103.0%
Coota	87.6%	88.4%	91.6%	80.5%	90.7%	84.9%
Catapult	86.8%	87.9%	92.0%	86.9%	87.2%	77.2%
<b>Site Mean Yield</b>	<b>5.94</b>	<b>5.50</b>	<b>8.56</b>	<b>5.31</b>	<b>4.76</b>	<b>5.58</b>

# 2022 SA/Vic Early Season NVT Trials

All Early Season Trials where LRPB Major was present  
(NVT Early Season MET Analysis 2018-2022)

Locality	All 2022 trials	Conmurra 2022	Hamilton 2022	Inverleigh 2022	Rutherglen 2022	Streatham 2022
LRPB Beaufort	118%	121%	117%	112%	117%	122%
Illabo	109%	110%	105%	111%	106%	111%
RockStar	102%	107%	115%	101%	89%	101%
Valiant CL Plus	101%	103%	107%	97%	96%	103%
<b>LRPB Major</b>	<b>100%</b>	<b>101%</b>	<b>104%</b>	<b>101%</b>	<b>100%</b>	<b>97%</b>
Beckom	96%	97%	105%	102%	90%	89%
Willaura	91%	90%	101%	73%	95%	95%
LRPB Trojan	87%	88%	100%	88%	79%	83%
Denison	85%	84%	99%	78%	88%	81%
Catapult	84%	85%	102%	79%	79%	80%
<b>Site Mean (t/ha)</b>	<b>5.11</b>	<b>5.29</b>	<b>4.34</b>	<b>5.35</b>	<b>4.89</b>	<b>5.69</b>

# 2022 SA/Vic Main Season NVT Trials

All Main Season Trials where LRPB Major was present  
(NVT Main Season MET Analysis 2018-2022)

Variety	All 2022 trials	Brim 2022	Charlton 2022	Diggora 2022	Dookie 2022	Horsham 2022	Kaniva 2022	Yarrawonga 2022	Booleroo 2022	Keith 2022	Mintaro 2022	Spalding 2022	Turretfield 2022
Ballista	108%	102%	107%	110%	107%	109%	102%	108%	101%	109%	109%	113%	107%
RockStar	105%	104%	101%	102%	102%	108%	107%	93%	106%	109%	107%	109%	111%
Brumby	105%	100%	102%	104%	103%	107%	102%	111%	103%	106%	105%	108%	108%
<b>LRPB Major</b>	<b>104%</b>	<b>114%</b>	<b>110%</b>	<b>106%</b>	<b>100%</b>	<b>102%</b>	<b>110%</b>	<b>106%</b>	<b>105%</b>	<b>103%</b>	<b>102%</b>	<b>97%</b>	<b>101%</b>
Calibre	102%	98%	95%	99%	98%	105%	97%	106%	103%	104%	104%	106%	106%
Scepter	101%	93%	99%	101%	102%	104%	95%	102%	98%	102%	102%	107%	103%
LRPB Matador	100%	95%	101%	99%	93%	102%	100%	98%	99%	102%	102%	106%	103%
LRPB Trojan	100%	105%	94%	92%	89%	102%	109%	92%	105%	104%	102%	100%	107%
Vixen	97%	85%	85%	89%	98%	104%	91%	85%	93%	103%	104%	114%	101%
Catapult	94%	95%	85%	86%	84%	99%	98%	83%	102%	99%	98%	99%	104%
<b>Site Mean Yield</b>	<b>6.08</b>	<b>4.83</b>	<b>6.00</b>	<b>6.38</b>	<b>7.30</b>	<b>6.36</b>	<b>4.56</b>	<b>5.29</b>	<b>3.04</b>	<b>6.16</b>	<b>7.15</b>	<b>8.41</b>	<b>7.48</b>

# Disease



# Disease

Variety	Stem Rust	Leaf Rust	Stripe Rust		Yellow Spot	Septoria tritici	Crown Rot	Prat. thornei		Powdery Mildew
			West	East				Res.	Tol.	
Beckom	MRMS	MSS	MR	MRMS	MSS	S	S	MSS	TMT	MSS
Boree	MR	S	MR	SVS	MRMS	SVS	S	MSS	MII	SVS
Calibre	MR	S	RMR	S	MRMS	S	S	MSS	MI	S
Catapult	MR	S	RMR	S	MRMS	MSS	MSS	MS	MT	S
Coolah	MR	RMR	RMR	MSS	MSS	MSS	MSS	MS	MT	
Coota	RMR	MR	MR	S	MSS	S	MSS	MS	MTMI	S
<b>LRPB Major</b>	<b>MRMSp</b>	<b>MRp</b>	<b>MRp</b>	<b>MRMSp</b>	<b>MSp</b>	<b>MSSp</b>	<b>*MSSp</b>	<b>-</b>	<b>*TMTp</b>	<b>MSS</b>
LRPB Flanker	MR	RMR#	RMR	MRMS	MSS	MSS	MSS	MSS	MT	
LRPB Hellfire	MR	MSS	RMR	MRMS	MSS	S	MSS	MSS	MI	S
LRPB Kittyhawk	MRMS(S)	MR	RMR	MR	MRMS	MRMS	SVS	S	I	
LRPB Lancer	R	RMR	RMR	RMR	MS	MS	MSS	MS	TMT	
LRPB Mustang	MRMS	MSS	RMR	MR	MSS	S	MSS	MSS	MTMI	
LRPB Nighthawk	RMR	MSS	RMR	MRMS	MS	MS	MSS	MS	MI	SVS
LRPB Raider	RMR	RMR	RMR	MR	MSS	S	S	MS	MT	S
LRPB Spitfire	MR	S	MR	MR(S)	S	S	MS	MS	MTMI	
LRPB Stealth	R	RMR#	RMR	RMR	MS	MSS	*MS	S	MTMI	MS
LRPB Trojan	MRMS	MR#	MR	S	MSS	S	MS	MSS	MI	S
RockStar	MRMS	S	RMR	S	MRMS	S	S	MS	MI	SVS
Scepter	MRMS	MSS	RMR	MSS	MRMS	S	MSS	MSS	MT	SVS
Sunflex	MR	RMR/S	RMR	MRMS	MS	SVS	MSS	MSS	MI	S
Sunmaster	MS	RMR#	MR	MRMS	MSS	S	S	MS	TMT	S
Sunmax	MRMS	MS	RMR	RMR	MSS	MSS	MSS	MS	MI	
Suntop	MRMS	MR	MR	MRMS	MSS	MSS	MSS	MRMS	TMT	
Vixen	MRMS	SVS	MRMS	SVS	MRMS	S	S	MS	I	SVS

Data Sourced from nvt.grdc.com.au and LRPB internal disease database March 2023. \* Indicates Breeder Rating, p= provisional rating, # indicates may be more susceptible to alternate pathotypes



# LRPB Major Vs Beckom Lockhart LRPB Breeding site 2022



LRPB Major has improved Septoria resistance combined with decreased physiological yellowing over its Beckom parent in the field during the high expression year of 2022

Photo – LRPB Major (Left), Beckom (Right).  
LRPB Lockhart Breeding site 2022

# LRPB Major – Stripe Rust



LRPB Major has shown stripe rust resistance levels that have proven to be highly manageable with industry standard fungicide control strategies in high pressure years.

LRPB Major Stripe Rust reaction under Extreme disease pressure from multiple pathotypes with limited fungicide application.  
Wallendbeen 2022

# Grain Quality



# LRPB Southern NSW Early Season Trials 2022

Variety	Protein			Hectolitre Weight			Screenings			1000 grain weight		
	Average	Max	Min	Average	Max	Min	Average	Max	Min	Average	Max	Min
COOLAH	12.4	13.5	11.3	81.5	82.6	80.3	0.4	0.6	0.2	39.3	40.6	37.9
COOTA	13.2	14.9	11.5	79.6	79.6	79.5	0.6	0.6	0.5	39.0	40.9	37.0
ILLABO	12.2	12.8	11.6	79.3	79.6	78.9	1.0	1.1	0.9	35.5	37.8	33.2
<b>LRPB MAJOR</b>	<b>11.9</b>	<b>13.1</b>	<b>10.7</b>	<b>82.0</b>	<b>82.0</b>	<b>81.9</b>	<b>0.9</b>	<b>0.9</b>	<b>0.8</b>	<b>38.7</b>	<b>39.9</b>	<b>37.5</b>
LRPB KITTYHAWK	13.1	13.6	12.5	83.4	84.2	82.5	2.1	2.3	1.8	37.5	37.7	37.3
LRPB LANCER	13.5	14.6	12.4	80.8	81.5	80.0	0.5	0.6	0.3	39.7	41.1	38.2
LRPB NIGHTHAWK	11.8	12.3	11.3	83.5	83.9	83.1	0.9	0.9	0.8	38.1	38.6	37.6
LRPB RAIDER	13.1	13.9	12.2	78.8	79.2	78.3	0.5	0.6	0.4	39.1	40.4	37.8
LRPB STEALTH	13.0	14.1	11.9	81.9	82.8	80.9	0.8	0.9	0.7	38.6	39.7	37.5
ROCKSTAR	12.3	13.7	10.8	79.2	80.1	78.3	1.0	1.3	0.7	41.8	44.8	38.8
SUNFLEX	13.4	14.4	12.3	80.6	82.2	78.9	1.0	1.6	0.3	39.7	43.7	35.6
SUNMAX	14.0	14.8	13.2	80.1	82.2	77.9	2.9	3.7	2.0	34.6	38.0	31.1

# LRPB Southern NSW Main Season Trials 2022

Variety	Protein			Hectolitre Weight			Screenings			1000 grain weight		
	Average	Max	Min	Average	Max	Min	Average	Max	Min	Average	Max	Min
BECKOM	11.2	11.4	10.9	82.6	82.8	82.3	1.8	2.9	0.7	34.8	37.2	32.3
BOREE	13.0	15.0	10.9	79.6	83.0	76.2	3.4	6.3	0.5	39.0	47.7	30.2
COOLAH	11.9	13.2	10.5	81.3	83.8	78.7	1.3	1.7	0.8	38.0	42.8	33.2
<b>LRPB MAJOR</b>	<b>11.2</b>	<b>12.0</b>	<b>10.4</b>	<b>83.8</b>	<b>84.3</b>	<b>83.2</b>	<b>1.5</b>	<b>2.4</b>	<b>0.6</b>	<b>41.0</b>	<b>44.1</b>	<b>37.9</b>
LRPB HELLFIRE	13.1	13.4	12.7	83.9	84.0	83.8	1.3	2.1	0.4	44.1	48.4	39.8
LRPB MUSTANG	12.3	13.5	11.1	79.5	80.0	79.0	2.6	4.3	0.8	37.1	41.8	32.3
ROCKSTAR	12.3	13.5	11.1	80.9	83.2	78.5	1.6	2.5	0.6	44.0	51.9	36.0
SCEPTER	11.8	12.8	10.7	83.0	83.1	82.9	0.9	1.4	0.4	46.5	50.5	42.5
SUNBLADE CL	11.2	11.2	11.1	83.5	84.0	83.0	2.0	2.8	1.1	41.4	43.9	38.9
SUNMASTER	11.1	11.4	10.8	82.8	84.9	80.6	1.0	1.5	0.5	40.4	42.0	38.8
VIXEN	13.1	15.5	10.6	77.8	80.2	75.3	3.2	5.9	0.4	37.0	44.6	29.4

# NVT Southern NSW Early Season Trials 2022

## (12 SE & SW Trials)

Variety	Protein			Hectolitre Weight			Screenings			1000 grain weight		
	Average	Max	Min	Average	Max	Min	Average	Max	Min	Average	Max	Min
Beckom	11.2	12.7	8.2	75.2	81.0	63.8	2.1	3.3	0.8	35.7	39.2	31.5
Catapult	12.2	14.1	9.4	76.9	83.6	62.1	2.2	6.1	0.6	42.6	47.6	33.4
Coolah	11.4	13.3	8.7	76.6	84.1	60.8	1.8	3.5	0.7	40.4	44.9	35.7
Coota	12.3	14.1	9.4	76.1	82.5	65.7	1.3	3.0	0.3	43.3	50.1	37.0
<b>LRPB Major</b>	<b>11.3</b>	<b>13.4</b>	<b>8.6</b>	<b>76.8</b>	<b>82.3</b>	<b>63.3</b>	<b>2.0</b>	<b>3.0</b>	<b>1.0</b>	<b>40.9</b>	<b>45.2</b>	<b>36.7</b>
LRPB Flanker	11.5	13.6	8.8	77.8	84.8	67.3	1.6	2.9	0.6	43.1	46.0	36.0
LRPB Lancer	12.4	14.5	9.5	78.0	84.3	74.2	1.2	2.4	0.4	40.7	46.0	34.3
LRPB Nighthawk	11.2	14.5	8.4	78.6	83.6	70.0	2.0	3.2	0.4	38.4	44.0	34.7
LRPB Raider	11.8	13.6	9.6	75.7	81.5	71.5	2.2	4.0	1.5	38.6	43.2	35.3
LRPB Stealth	11.4	13.7	8.5	78.1	83.6	64.7	1.8	3.2	0.6	41.7	47.6	35.8
LRPB Trojan	12.1	14.3	9.5	76.7	83.4	68.3	2.7	6.0	0.4	43.5	48.8	34.6
RockStar	11.5	13.5	8.9	76.0	81.9	66.7	1.8	3.5	0.3	48.8	54.0	42.8
Sunflex	11.6	14.0	8.9	77.1	83.9	64.1	1.5	2.4	0.6	41.0	47.6	35.2

# NVT Southern NSW Main Season Trials 2022

## (5 SE NSW Trials)

Variety	Protein			Hectolitre Weight			Screenings			1000 grain weight		
	Average	Max	Min	Average	Max	Min	Average	Max	Min	Average	Max	Min
Beckom	11.7	13.3	8.8	71.7	77.8	64.9	1.5	1.9	0.6	34.7	40.2	31.0
Boree	11.6	13.7	8.5	71.6	78.9	64.7	2.2	4.4	0.8	40.8	47.8	34.5
Calibre	11.9	13.4	9.3	74.0	81.2	65.2	1.6	3.8	0.3	45.6	52.8	40.3
Catapult	11.8	13.7	9.3	72.7	78.9	64.2	1.9	4.6	0.2	40.0	47.6	31.1
Condo	11.9	13.3	9.6	77.7	80.8	69.9	1.2	2.7	0.1	47.8	54.4	41.2
Coolah	11.3	13.2	9.4	72.7	78.5	64.4	1.7	3.7	0.3	38.8	47.7	35.1
Coota	12.5	14.5	9.8	71.7	78.0	63.1	1.4	3.0	0.5	39.5	51.4	35.5
<b>LRPB Major</b>	<b>11.8</b>	<b>13.8</b>	<b>9.0</b>	<b>76.6</b>	<b>79.4</b>	<b>73.3</b>	<b>1.6</b>	<b>2.3</b>	<b>0.8</b>	<b>42.2</b>	<b>46.8</b>	<b>40.4</b>
LRPB Flanker	11.6	13.4	9.1	76.0	79.8	70.1	1.4	3.3	0.6	41.5	49.8	35.9
LRPB Hellfire	13.0	14.7	10.2	75.0	79.1	63.5	1.6	2.8	0.8	42.0	50.9	37.3
LRPB Lancer	11.9	14.3	9.7	75.2	79.3	69.5	0.9	1.7	0.3	39.6	47.8	35.1
LRPB Mustang	12.0	13.2	9.7	74.0	78.6	64.4	3.3	5.2	0.8	38.2	43.4	34.2
LRPB Raider	11.6	14.3	8.9	72.1	77.6	59.8	1.9	4.3	0.3	37.5	43.8	33.3
LRPB Spitfire	12.5	14.3	10.2	75.4	80.6	64.9	1.2	2.0	0.5	43.6	50.2	39.4
RockStar	11.6	13.1	9.4	73.9	77.1	68.1	1.4	2.8	0.3	46.0	56.6	37.2
Scepter	11.8	13.1	9.0	75.0	79.6	67.1	1.7	2.9	0.3	44.9	52.2	38.2
Sunblade CL Plus	11.1	12.4	8.7	74.3	80.2	68.3	2.6	4.5	0.8	37.9	45.3	33.9
Suncentral	11.2	12.7	8.6	75.8	79.4	69.2	2.1	4.6	0.7	37.5	43.6	33.8
Sunchaser	12.7	14.4	10.4	78.2	81.2	75.1	0.7	1.0	0.2	43.4	47.2	38.3
Sunmaster	11.4	13.3	9.4	76.6	81.3	67.5	1.5	2.3	0.4	39.2	44.9	37.1
Suntop	11.5	13.6	9.0	76.6	80.8	68.0	1.8	2.8	1.0	39.3	44.3	35.7
Vixen	12.2	13.7	9.8	73.1	78.4	67.5	3.1	5.6	0.3	40.3	47.9	34.4

# NVT SA/Vic Main Season Trials 2022

(12 Trials)

Variety	Protein			Hectolitre Weight			Screenings			1000 Grain Weight		
	Average	Max	Min	Average	Max	Min	Average	Max	Min	Average	Max	Min
Ballista	10.6	13.4	8.8	79.6	83.8	72.0	1.5	3.5	0.4	48.5	60.0	41.0
Brumby	10.9	12.8	9.6	79.8	83.0	75.5	1.3	2.6	0.3	46.2	53.0	34.5
Calibre	11.4	13.0	10.0	78.6	83.0	72.2	1.4	3.0	0.2	47.7	58.7	35.4
Catapult	11.4	14.6	9.9	79.6	82.4	75.7	1.6	3.4	0.4	42.2	49.3	35.1
<b>LRPB Major</b>	<b>10.7</b>	<b>12.5</b>	<b>8.9</b>	<b>80.9</b>	<b>85.8</b>	<b>74.6</b>	<b>1.9</b>	<b>4.3</b>	<b>0.3</b>	<b>42.8</b>	<b>49.8</b>	<b>35.5</b>
LRPB Matador	11.7	13.8	10.1	79.8	84.2	70.9	2.3	4.9	0.4	43.2	52.8	35.6
LRPB Trojan	11.1	12.1	9.1	79.3	83.4	62.8	2.5	8.2	0.1	42.5	51.5	30.8
RockStar	10.9	13.0	9.3	79.0	83.0	66.0	1.6	3.5	0.3	48.5	56.6	38.2
Scepter	11.2	13.5	9.5	80.2	84.6	73.2	1.3	2.9	0.2	48.4	58.8	39.6
Vixen	11.7	13.3	9.8	78.2	83.0	71.7	1.7	3.3	0.2	44.0	54.8	29.8